


Individual Report	QCMD 2023 Hepatitis C virus Genotype EQA Programme				 <small>Quality Control for Molecular Diagnostics</small>	
Catalogue Code: QAV034117	Ref Code: HCVGT23	Challenge: S	Analysis Type: Typing	Dataset: 0	Report UID: 0/0/5517	Laboratory

NOTE: Summary information only.

Intended Results / Panel Composition

Sample Code	Sample Content	Matrix	Sample Relationships ^[1]	Genotype ^[2]	Sample Status ^[3]	Percentage Correct (All) ^[4]	
						(%)	(n)
HCVGT23S-01	Negative	Plasma	-	Negative	CORE	91.2	148
HCVGT23S-02	Hepatitis C Virus Type 1b	Plasma	-	Type 1	CORE	98.6	148
HCVGT23S-03	Hepatitis C Virus Type 4c	Plasma	-	Type 4	CORE	96.6	148
HCVGT23S-04	Hepatitis C Virus Type 1b	Plasma	-	Type 1	CORE	98.6	148
HCVGT23S-05	Hepatitis C Virus Type 1a	Plasma	-	Type 1	CORE	93.9	148
HCVGT23S-06	Hepatitis C Virus Type 1b	Plasma	-	Type 1	CORE	97.3	148
HCVGT23S-07	Hepatitis C Virus Type 4a	Plasma	-	Type 4	CORE	98.0	148
HCVGT23S-08	Hepatitis C Virus Type 3a	Plasma	-	Type 3	CORE	98.0	148


[1] **Sample Relationships:** Indicates the relationships of the samples within this challenge. The highest titre member of dilution series DS1 is indicated by DS1_1 and further members of the series as DS1_2, DS1_3 etc. in order of reducing titre. Additional dilution series are indicated by DS2 (e.g DS2_1, DS2_2 etc.), DS3 (e.g. DS3_1, DS3_2 etc.). If one duplicate pair is present this is indicated by 'D1'. Further duplicate pairs are indicated by 'D2', 'D3' etc.

[2] **Genotype:** The assigned Genotype of the pathogen.

[3] **Sample Status:** EQA samples are defined as "CORE" or "EDUCATIONAL". Core proficiency samples are reviewed by the QCMD Scientific Expert(s). This is on the basis of scientific information, clinical relevance, current literature and, where appropriate, professional clinical guidelines. Participating laboratories are expected to report core proficiency samples correctly within the EQA challenge / distribution.

[4] **Percentage Correct (All):** Percentage of datasets (%) reporting the correct result and the total number of datasets (n) reported for each panel member.

For further details please refer to the current participant manual.

Individual Report		QCMD 2023 Hepatitis C virus Genotype EQA Programme			 <small>Quality Control for Molecular Diagnostics</small>	
Catalogue Code: QAV034117	Ref Code: HCVGT23	Challenge: S	Analysis Type: Typing	Dataset: 0	Report UID: 0/0/5517	Laboratory

Your Summary Results (Core Samples)

EQA Assessment Group ^[1]	N/A
Core Panel Score ^[2]	-

Sample Code	Expected Genotype ^[6]	Qualitative Result	Your reported Genotype ^[3]	Score ^[4]
HCVGT23S-01				-
HCVGT23S-02				-
HCVGT23S-03				-
HCVGT23S-04				-
HCVGT23S-05				-
HCVGT23S-06				-
HCVGT23S-07				-
HCVGT23S-08				-

[1] **EQA Assessment Group:** To aid data analysis, participant results are grouped according to the molecular method specified within their molecular workflow for this challenge / distribution. For further details refer to the *Additional Core/Educational Sample Information: Individual Panel Member Analysis* section of this report.


[2] **Core Panel Score:** An overall core panel score provided per challenge / distribution.

[3] **Your reported Genotype:** The result you reported for this dataset.

[4] **Score:** Your scores are based on the assigned type and or subtype/lineage of each panel member and are provided for all individual panel members.

[6] **Expected Genotype:** The expected Genotype for the pathogen.

For details of the scoring system please refer to the section below.

Individual Report		QCMD 2023 Hepatitis C virus Genotype EQA Programme				 <small>Quality Control for Molecular Diagnostics</small>	
Catalogue Code: QAV034117	Ref Code: HCVGT23	Challenge: S	Analysis Type: Typing	Dataset: 0	Report UID: 0/0/5517	Laboratory	

Scoring system for virus/genotype EQA data

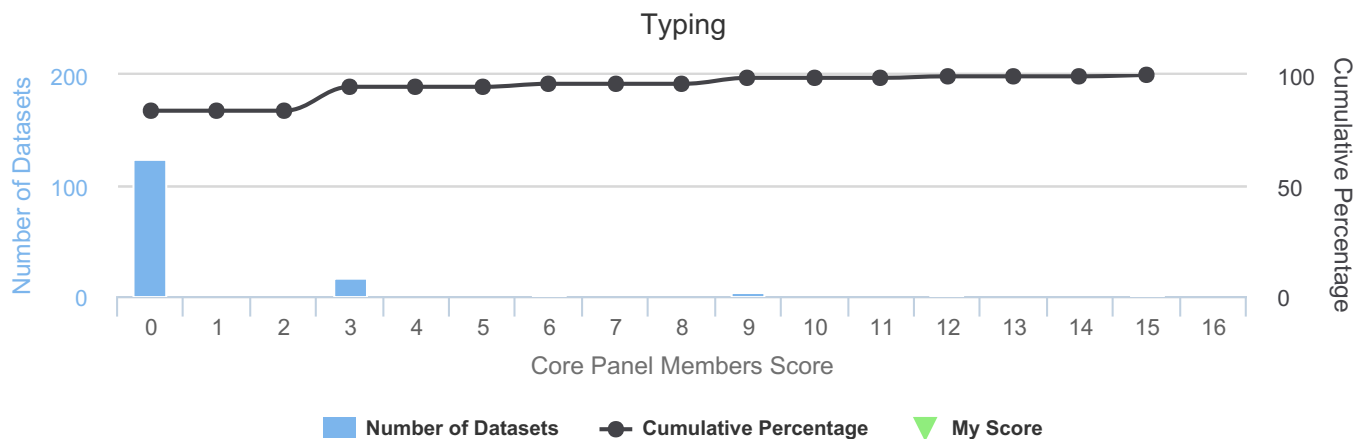
A score is provided for each panel member, but only scores on "CORE" panel members are used to determine your "Core Panel Score".

The scores awarded for virus/genotype EQA data were based on the sample virus/genotype of each sample. The scoring system is represented in the following table, where 0 is 'highly satisfactory' and 3 is 'highly unsatisfactory'. Colour has been included as an extra visual aid.


Scoring system, based on the assigned sample genotype:

Sample type	Participant result	Score
	Virus/Genotype	
Positive	Correct virus/genotype	0
	Incorrect virus/genotype	3
Negative	Negative/Not submitted	0
	Virus/genotype submitted	3

Core Panel Member Score Breakdown



Core Panel Member Score Breakdown - Typing: This figure gives you a breakdown of the scores for all datasets returned within this EQA challenge/ distribution independent of the EQA assessment group. Panel scores are generated from only those panel members that are defined as "CORE".

Individual Report		QCMD 2023 Hepatitis C virus Genotype EQA Programme			 <small>Quality Control for Molecular Diagnostics</small>	
Catalogue Code: QAV034117	Ref Code: HCVGT23	Challenge: S	Analysis Type: Typing	Dataset: 0	Report UID: 0/0/5517	Laboratory

Further Programme Details

Number of Participants	166
Number of Countries	32
Number of Respondents	140
Number of Datasets Submitted	148

EQA Programme Aims

To assess the proficiency of laboratories in the correct genotyping of hepatitis C virus (HCV) using molecular methods.

Feedback and Enquiries

Participants are encouraged to read the QCMD Participants' Manual, which can be downloaded from the QCMD website.

Any enquiries should be submitted through the 'Contact Us' form that you can find in the 'Help' section of your QCMD (ITEMS) Participant Profile Area.


Panel member analysis is separated into CORE samples followed by EDUCATIONAL samples.

Additional Core Sample Information: Individual Panel Member Analysis

Analysis for each panel member is provided in relation to your EQA assessment group. EQA assessment groups are established using the molecular workflow information reported by all participants within this EQA challenge / distribution.

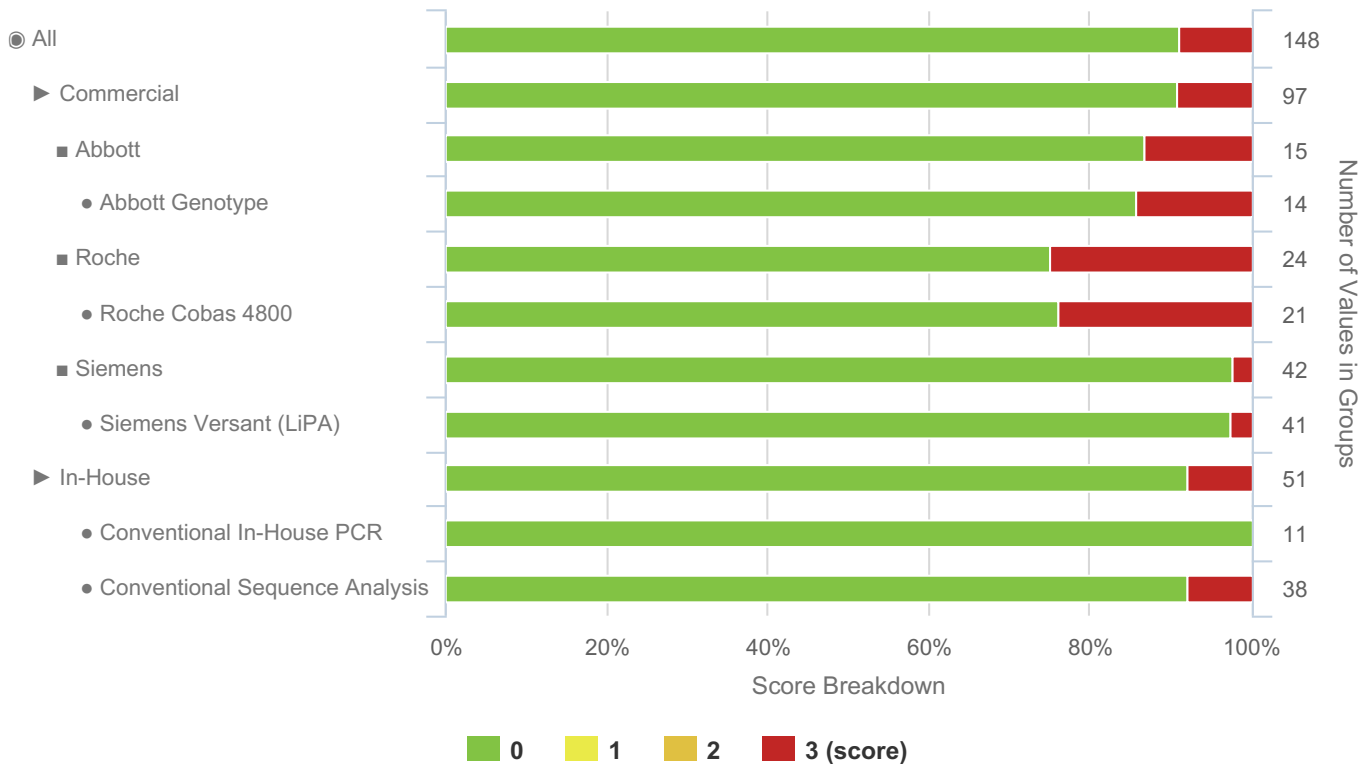
To allow meaningful assessment at the individual method level the EQA assessment group must consist of 5 or more datasets. If there are not sufficient datasets at the individual method level then your results will be included within a higher EQA assessment group based on whether it is a commercial or in house technology/method. The highest level assessment grouping is "All" participant reported qualitative results.

A breakdown of the type /subtype / lineage results reported by participants on each of the panel members within this EQA challenge / distribution is provided below.

Individual Report		QCMD 2023 Hepatitis C virus Genotype EQA Programme			 Quality Control for Molecular Diagnostics	
Catalogue Code: QAV034117	Ref Code: HCVGT23	Challenge: S	Analysis Type: Typing	Dataset: 0	Report UID: 0/0/5517	Laboratory


HCVGT23S-01

Sample Code	Sample Content	Matrix	Sample Relationships [1]	Genotype [2]	Sample Status [3]	Percentage Correct (All) [4]	
						(%)	(n)
HCVGT23S-01	Negative	Plasma	-	Negative	CORE	91.2	148



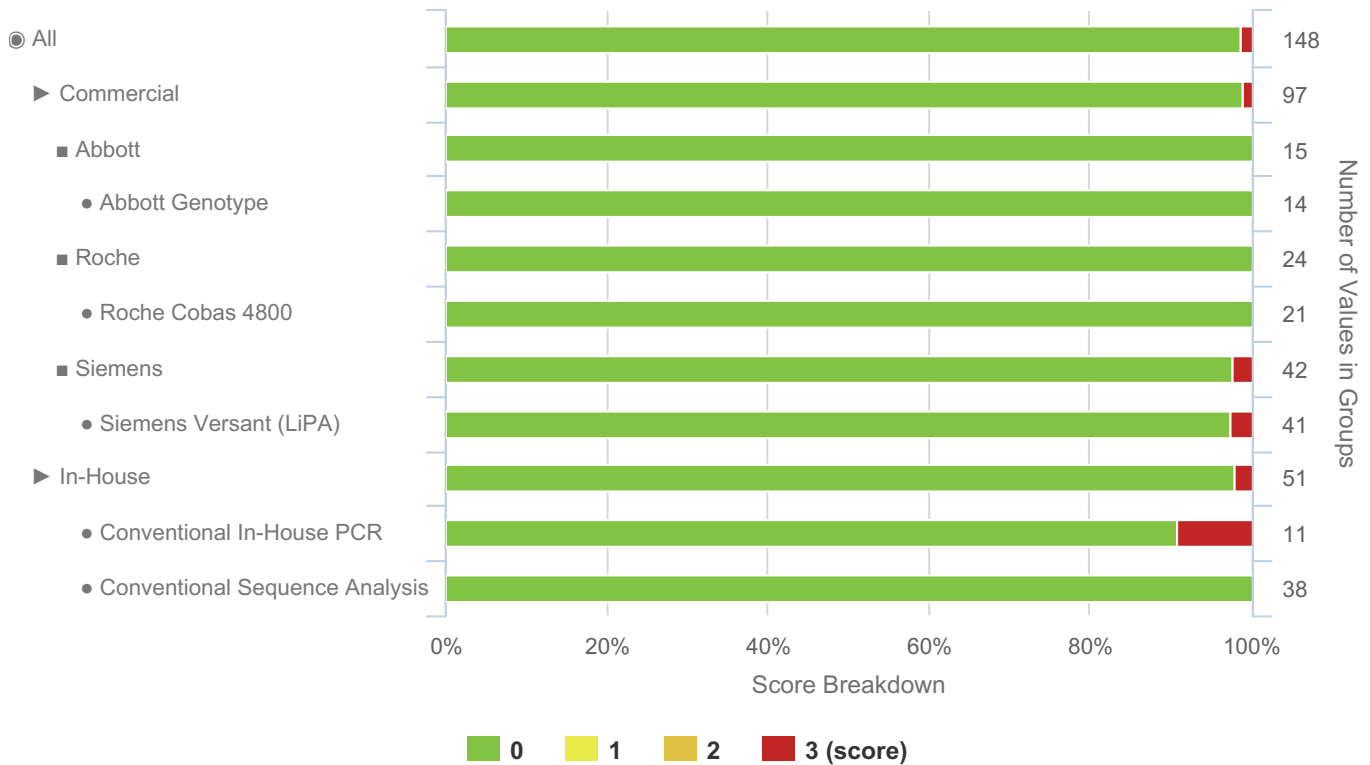
Groups below n=5: Abbott - Abbott RealTime m2000 (n=1), Anatolia Geneworks (n=4), Anatolia Geneworks - Anatolia Geneworks Bosphore (n=4), GenMark Dx (n=1), GenMark Dx - GenMark DX eSensor (n=1), Illumina (n=3), Illumina - Illumina MiSeq System (n=3), InterLabService (n=1), InterLabService - InterLabService AmpliSens (n=1), NLM (n=1), NLM - NLM Genotyping Test (n=1), QIAGEN (n=1), QIAGEN - Qiagen PCR Reagents (n=1), Roche - Roche Cobas 6800/8800 (n=2), Roche - Roche Cobas TaqMan (n=1), Sacace (n=2), Sacace - Sacace Real TM (n=2), Siemens - Siemens Versant (kPCR) (n=1), Vela Diagnostics (n=3), Vela Diagnostics - Vela Diagnostics Sentosa NGS (n=3), In-House - Real-time In-House PCR (n=2)

Groups Rolled Up: N/A

Individual Report		QCMD 2023 Hepatitis C virus Genotype EQA Programme			 <small>Quality Control for Molecular Diagnostics</small>	
Catalogue Code: QAV034117	Ref Code: HCVGT23	Challenge: S	Analysis Type: Typing	Dataset: 0	Report UID: 0/0/5517	Laboratory


HCVGT23S-02

Sample Code	Sample Content	Matrix	Sample Relationships ^[1]	Genotype ^[2]	Sample Status ^[3]	Percentage Correct (All) ^[4]	
						(%)	(n)
HCVGT23S-02	Hepatitis C Virus Type 1b	Plasma	-	Type 1	CORE	98.6	148



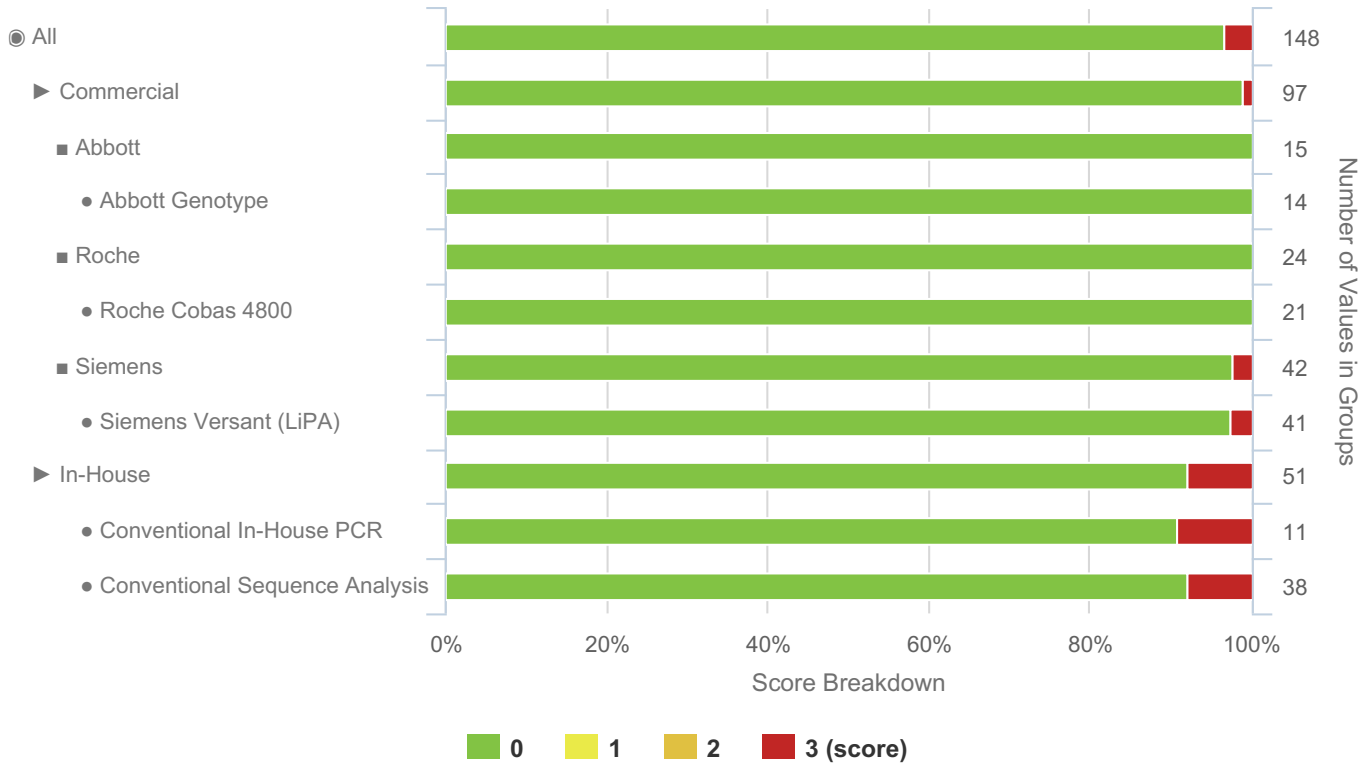
Groups below n=5: Abbott - Abbott RealTime m2000 (n=1), Anatolia Geneworks (n=4), Anatolia Geneworks - Anatolia Geneworks Bosphore (n=4), GenMark Dx (n=1), GenMark Dx - GenMark DX eSensor (n=1), Illumina (n=3), Illumina - Illumina MiSeq System (n=3), InterLabService (n=1), InterLabService - InterLabService AmpliSens (n=1), NLM (n=1), NLM - NLM Genotyping Test (n=1), QIAGEN (n=1), QIAGEN - Qiagen PCR Reagents (n=1), Roche - Roche Cobas 6800/8800 (n=2), Roche - Roche Cobas TaqMan (n=1), Sacace (n=2), Sacace - Sacace Real TM (n=2), Siemens - Siemens Versant (kPCR) (n=1), Vela Diagnostics (n=3), Vela Diagnostics - Vela Diagnostics Sentosa NGS (n=3), In-House - Real-time In-House PCR (n=2)

Groups Rolled Up: N/A

Individual Report		QCMD 2023 Hepatitis C virus Genotype EQA Programme			 <small>Quality Control for Molecular Diagnostics</small>	
Catalogue Code: QAV034117	Ref Code: HCVGT23	Challenge: S	Analysis Type: Typing	Dataset: 0	Report UID: 0/0/5517	Laboratory


HCVGT23S-03

Sample Code	Sample Content	Matrix	Sample Relationships ^[1]	Genotype ^[2]	Sample Status ^[3]	Percentage Correct (All) ^[4]	
						(%)	(n)
HCVGT23S-03	Hepatitis C Virus Type 4c	Plasma	-	Type 4	CORE	96.6	148



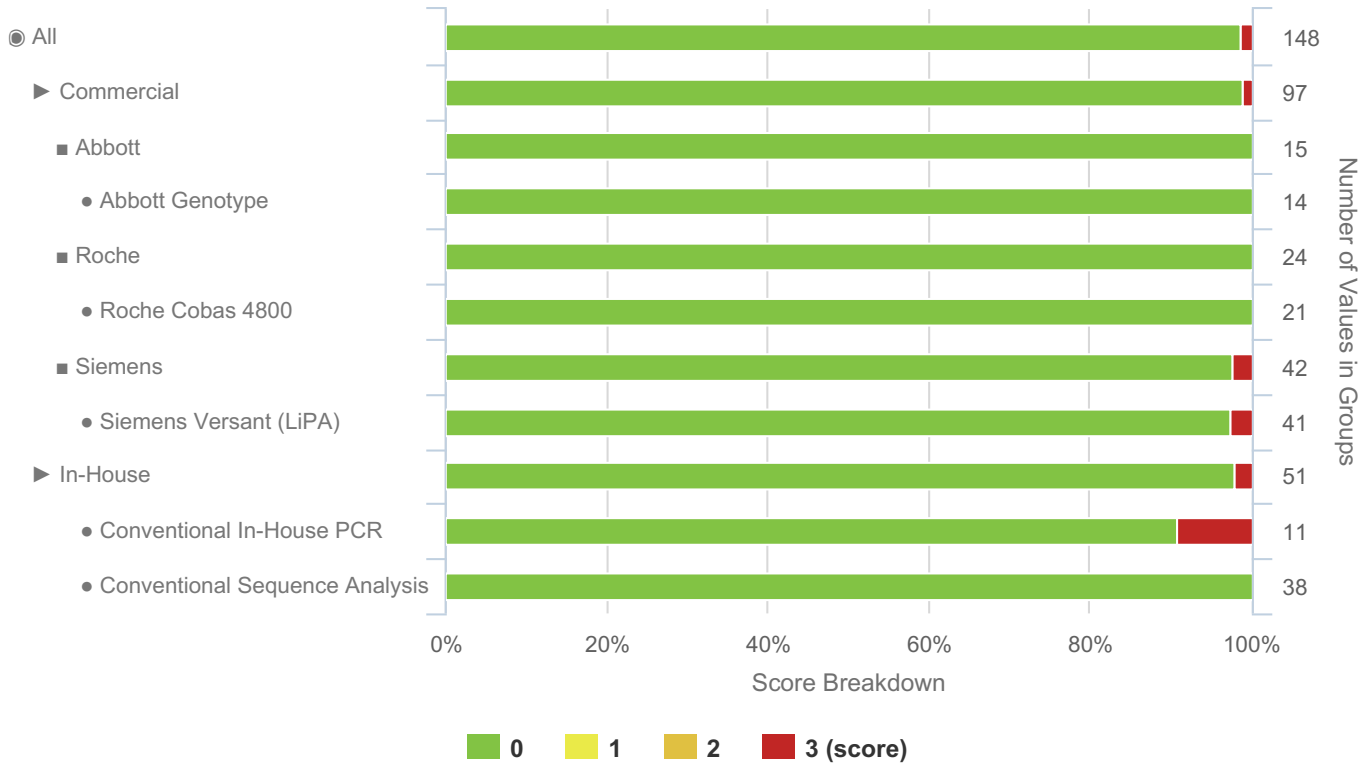
Groups below n=5: Abbott - Abbott RealTime m2000 (n=1), Anatolia Geneworks (n=4), Anatolia Geneworks - Anatolia Geneworks Bosphore (n=4), GenMark Dx (n=1), GenMark Dx - GenMark DX eSensor (n=1), Illumina (n=3), Illumina - Illumina MiSeq System (n=3), InterLabService (n=1), InterLabService - InterLabService AmpliSens (n=1), NLM (n=1), NLM - NLM Genotyping Test (n=1), QIAGEN (n=1), QIAGEN - Qiagen PCR Reagents (n=1), Roche - Roche Cobas 6800/8800 (n=2), Roche - Roche Cobas TaqMan (n=1), Sacace (n=2), Sacace - Sacace Real TM (n=2), Siemens - Siemens Versant (kPCR) (n=1), Vela Diagnostics (n=3), Vela Diagnostics - Vela Diagnostics Sentosa NGS (n=3), In-House - Real-time In-House PCR (n=2)

Groups Rolled Up: N/A

Individual Report		QCMD 2023 Hepatitis C virus Genotype EQA Programme				
Catalogue Code: QAV034117	Ref Code: HCVGT23	Challenge: S	Analysis Type: Typing	Dataset: 0	Report UID: 0/0/5517	Laboratory


HCVGT23S-04

Sample Code	Sample Content	Matrix	Sample Relationships [1]	Genotype [2]	Sample Status [3]	Percentage Correct (All) [4]	
						(%)	(n)
HCVGT23S-04	Hepatitis C Virus Type 1b	Plasma	-	Type 1	CORE	98.6	148



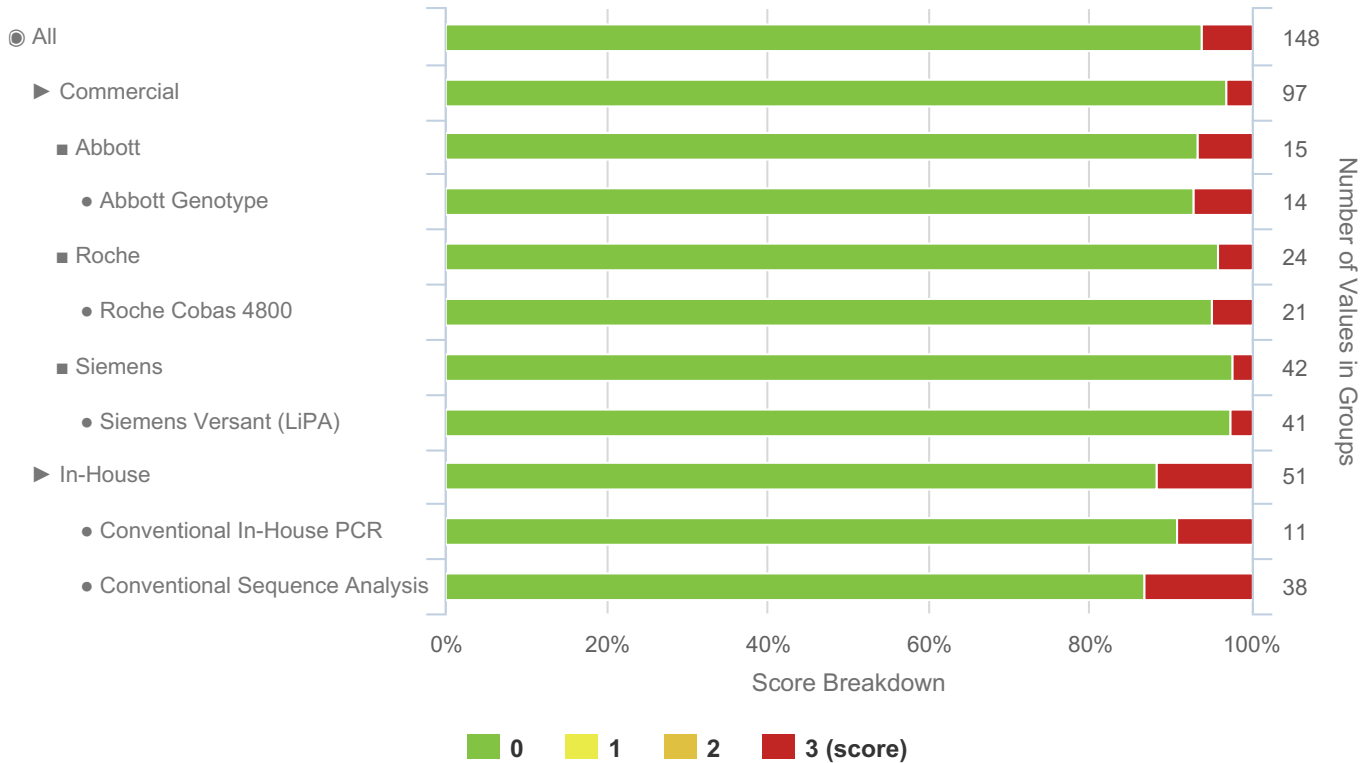
Groups below n=5: Abbott - Abbott RealTime m2000 (n=1), Anatolia Geneworks (n=4), Anatolia Geneworks - Anatolia Geneworks Bosphore (n=4), GenMark Dx (n=1), GenMark Dx - GenMark DX eSensor (n=1), Illumina (n=3), Illumina - Illumina MiSeq System (n=3), InterLabService (n=1), InterLabService - InterLabService AmpliSens (n=1), NLM (n=1), NLM - NLM Genotyping Test (n=1), QIAGEN (n=1), QIAGEN - Qiagen PCR Reagents (n=1), Roche - Roche Cobas 6800/8800 (n=2), Roche - Roche Cobas TaqMan (n=1), Sacace (n=2), Sacace - Sacace Real TM (n=2), Siemens - Siemens Versant (kPCR) (n=1), Vela Diagnostics (n=3), Vela Diagnostics - Vela Diagnostics Sentosa NGS (n=3), In-House - Real-time In-House PCR (n=2)

Groups Rolled Up: N/A

Individual Report		QCMD 2023 Hepatitis C virus Genotype EQA Programme			 Quality Control for Molecular Diagnostics	
Catalogue Code: QAV034117	Ref Code: HCVGT23	Challenge: S	Analysis Type: Typing	Dataset: 0	Report UID: 0/0/5517	Laboratory


HCVGT23S-05

Sample Code	Sample Content	Matrix	Sample Relationships [1]	Genotype [2]	Sample Status [3]	Percentage Correct (All) [4]	
						(%)	(n)
HCVGT23S-05	Hepatitis C Virus Type 1a	Plasma	-	Type 1	CORE	93.9	148



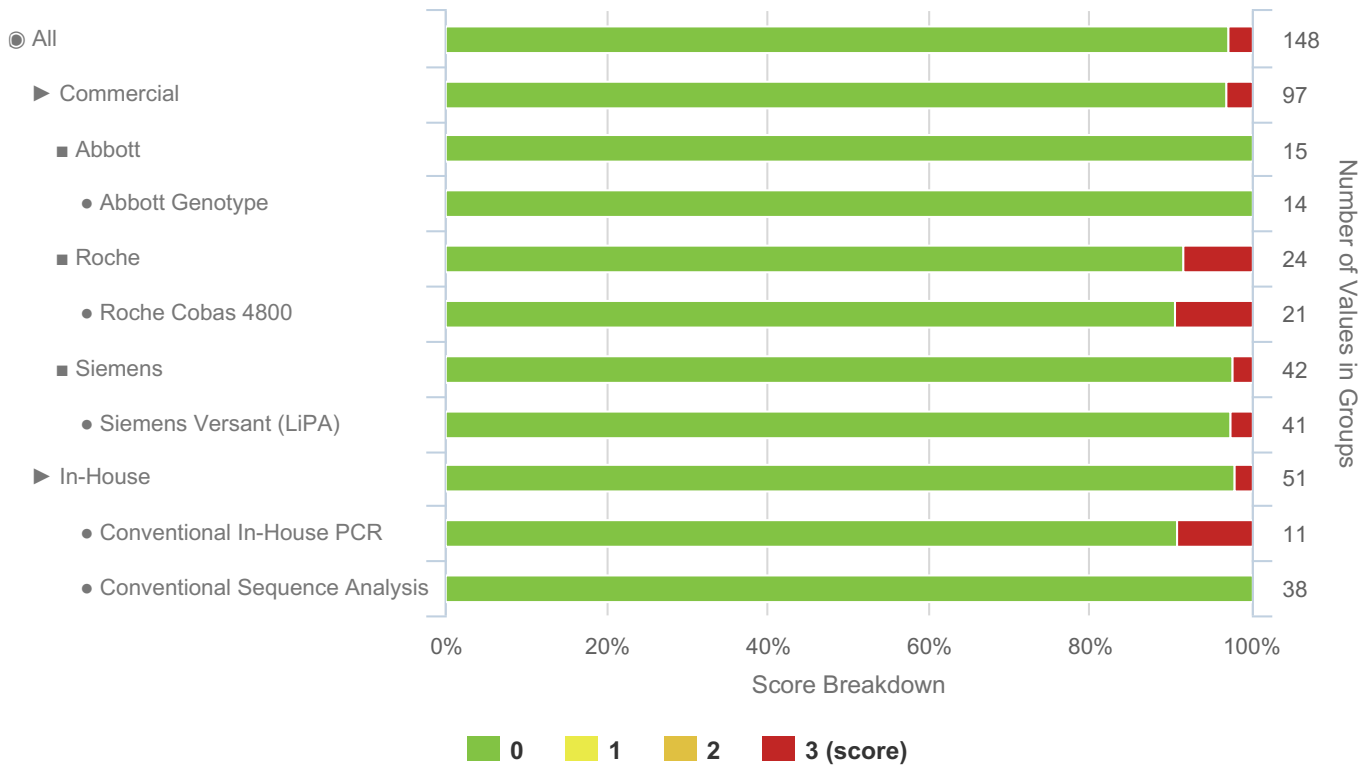
Groups below n=5: Abbott - Abbott RealTime m2000 (n=1), Anatolia Geneworks (n=4), Anatolia Geneworks - Anatolia Geneworks Bosphore (n=4), GenMark Dx (n=1), GenMark Dx - GenMark DX eSensor (n=1), Illumina (n=3), Illumina - Illumina MiSeq System (n=3), InterLabService (n=1), InterLabService - InterLabService AmpliSens (n=1), NLM (n=1), NLM - NLM Genotyping Test (n=1), QIAGEN (n=1), QIAGEN - Qiagen PCR Reagents (n=1), Roche - Roche Cobas 6800/8800 (n=2), Roche - Roche Cobas TaqMan (n=1), Sacace (n=2), Sacace - Sacace Real TM (n=2), Siemens - Siemens Versant (kPCR) (n=1), Vela Diagnostics (n=3), Vela Diagnostics - Vela Diagnostics Sentosa NGS (n=3), In-House - Real-time In-House PCR (n=2)

Groups Rolled Up: N/A

Individual Report		QCMD 2023 Hepatitis C virus Genotype EQA Programme			 Quality Control for Molecular Diagnostics	
Catalogue Code: QAV034117	Ref Code: HCVGT23	Challenge: S	Analysis Type: Typing	Dataset: 0	Report UID: 0/0/5517	Laboratory


HCVGT23S-06

Sample Code	Sample Content	Matrix	Sample Relationships ^[1]	Genotype ^[2]	Sample Status ^[3]	Percentage Correct (All) ^[4]	
						(%)	(n)
HCVGT23S-06	Hepatitis C Virus Type 1b	Plasma	-	Type 1	CORE	97.3	148



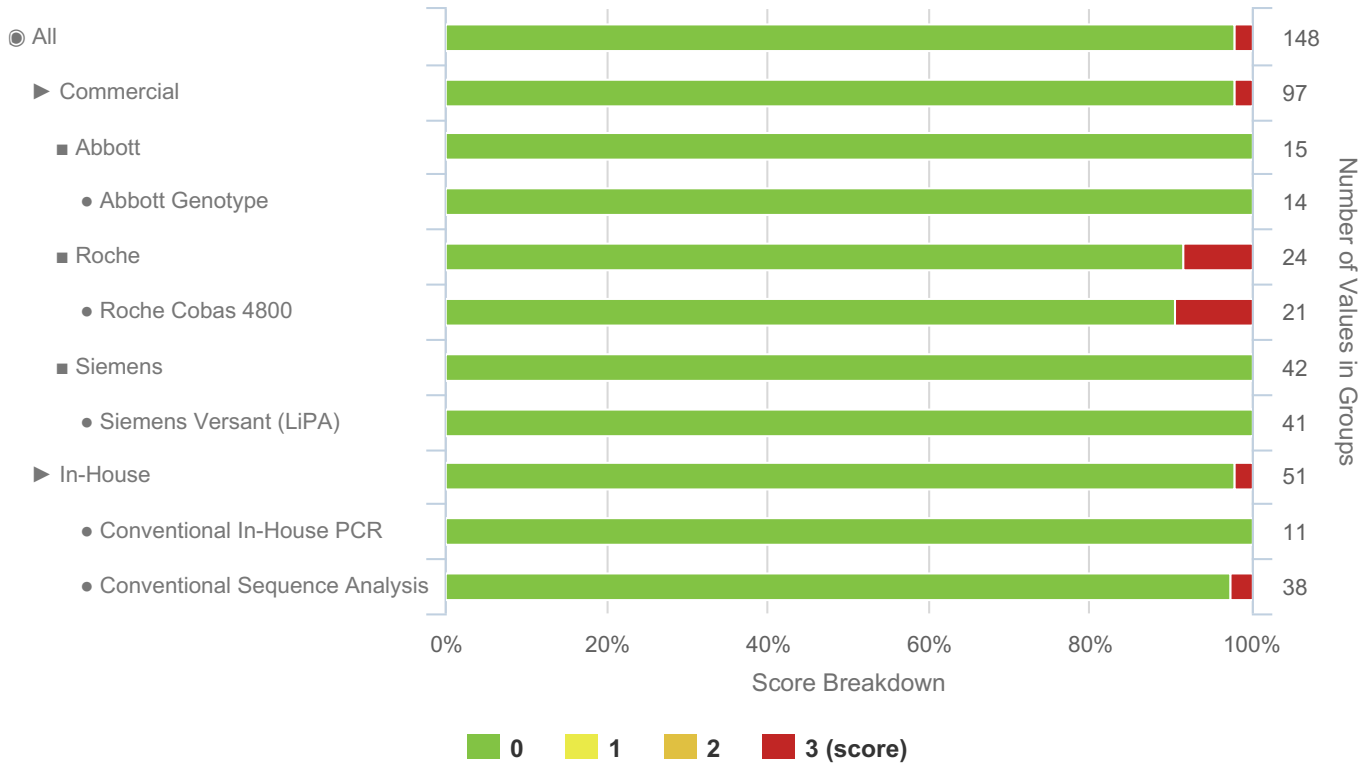
Groups below n=5: Abbott - Abbott RealTime m2000 (n=1), Anatolia Geneworks (n=4), Anatolia Geneworks - Anatolia Geneworks Bosphore (n=4), GenMark Dx (n=1), GenMark Dx - GenMark DX eSensor (n=1), Illumina (n=3), Illumina - Illumina MiSeq System (n=3), InterLabService (n=1), InterLabService - InterLabService AmpliSens (n=1), NLM (n=1), NLM - NLM Genotyping Test (n=1), QIAGEN (n=1), QIAGEN - Qiagen PCR Reagents (n=1), Roche - Roche Cobas 6800/8800 (n=2), Roche - Roche Cobas TaqMan (n=1), Sacace (n=2), Sacace - Sacace Real TM (n=2), Siemens - Siemens Versant (kPCR) (n=1), Vela Diagnostics (n=3), Vela Diagnostics - Vela Diagnostics Sentosa NGS (n=3), In-House - Real-time In-House PCR (n=2)

Groups Rolled Up: N/A

Individual Report		QCMD 2023 Hepatitis C virus Genotype EQA Programme			 Quality Control for Molecular Diagnostics	
Catalogue Code: QAV034117	Ref Code: HCVGT23	Challenge: S	Analysis Type: Typing	Dataset: 0	Report UID: 0/0/5517	Laboratory


HCVGT23S-07

Sample Code	Sample Content	Matrix	Sample Relationships [1]	Genotype [2]	Sample Status [3]	Percentage Correct (All) [4]	
						(%)	(n)
HCVGT23S-07	Hepatitis C Virus Type 4a	Plasma	-	Type 4	CORE	98.0	148



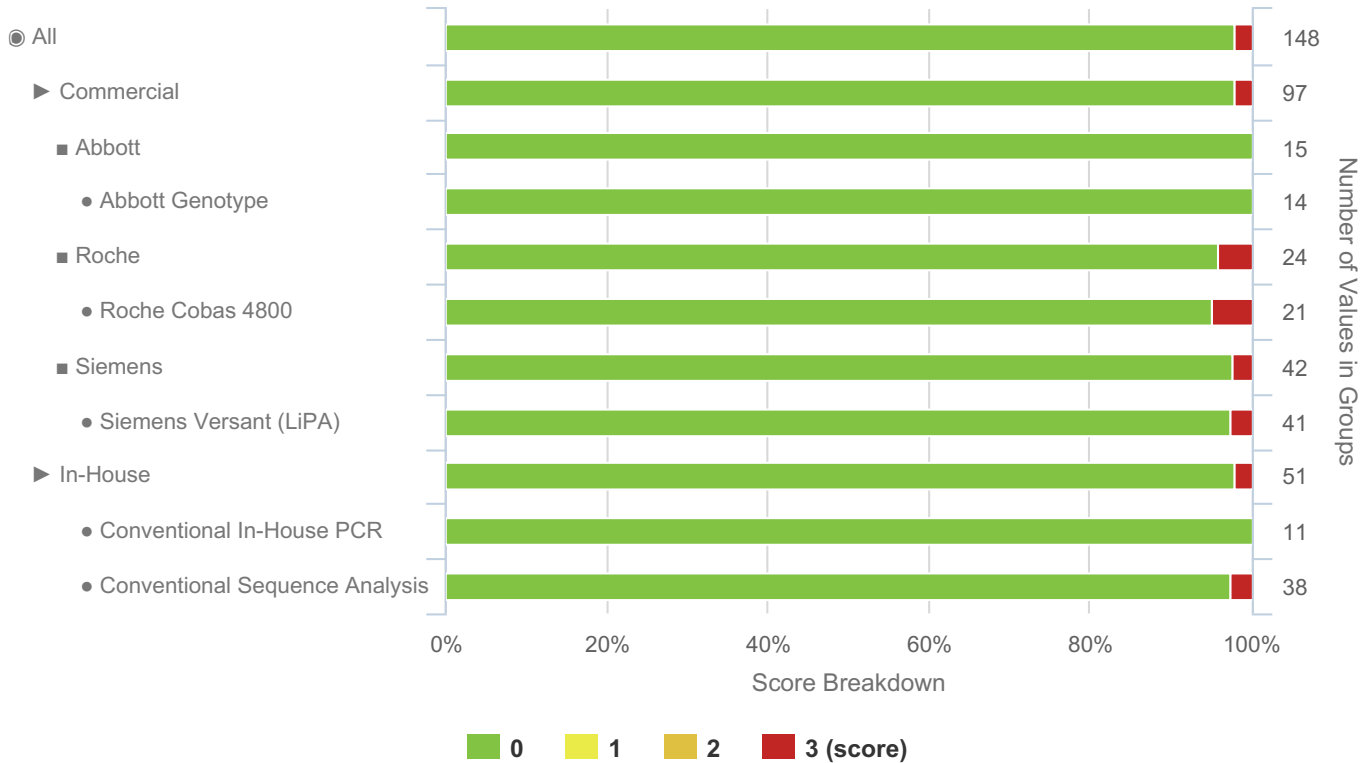
Groups below n=5: Abbott - Abbott RealTime m2000 (n=1), Anatolia Geneworks (n=4), Anatolia Geneworks - Anatolia Geneworks Bosphore (n=4), GenMark Dx (n=1), GenMark Dx - GenMark DX eSensor (n=1), Illumina (n=3), Illumina - Illumina MiSeq System (n=3), InterLabService (n=1), InterLabService - InterLabService AmpliSens (n=1), NLM (n=1), NLM - NLM Genotyping Test (n=1), QIAGEN (n=1), QIAGEN - Qiagen PCR Reagents (n=1), Roche - Roche Cobas 6800/8800 (n=2), Roche - Roche Cobas TaqMan (n=1), Sacace (n=2), Sacace - Sacace Real TM (n=2), Siemens - Siemens Versant (kPCR) (n=1), Vela Diagnostics (n=3), Vela Diagnostics - Vela Diagnostics Sentosa NGS (n=3), In-House - Real-time In-House PCR (n=2)

Groups Rolled Up: N/A

Individual Report		QCMD 2023 Hepatitis C virus Genotype EQA Programme			 Quality Control for Molecular Diagnostics	
Catalogue Code: QAV034117	Ref Code: HCVGT23	Challenge: S	Analysis Type: Typing	Dataset: 0	Report UID: 0/0/5517	Laboratory


HCVGT23S-08

Sample Code	Sample Content	Matrix	Sample Relationships ^[1]	Genotype ^[2]	Sample Status ^[3]	Percentage Correct (All) ^[4]	
						(%)	(n)
HCVGT23S-08	Hepatitis C Virus Type 3a	Plasma	-	Type 3	CORE	98.0	148



Groups below n=5: Abbott - Abbott RealTime m2000 (n=1), Anatolia Geneworks (n=4), Anatolia Geneworks - Anatolia Geneworks Bosphore (n=4), GenMark Dx (n=1), GenMark Dx - GenMark DX eSensor (n=1), Illumina (n=3), Illumina - Illumina MiSeq System (n=3), InterLabService (n=1), InterLabService - InterLabService AmpliSens (n=1), NLM (n=1), NLM - NLM Genotyping Test (n=1), QIAGEN (n=1), QIAGEN - Qiagen PCR Reagents (n=1), Roche - Roche Cobas 6800/8800 (n=2), Roche - Roche Cobas TaqMan (n=1), Sacace (n=2), Sacace - Sacace Real TM (n=2), Siemens - Siemens Versant (kPCR) (n=1), Vela Diagnostics (n=3), Vela Diagnostics - Vela Diagnostics Sentosa NGS (n=3), In-House - Real-time In-House PCR (n=2)

Groups Rolled Up: N/A

Individual Report	QCMD 2023 Hepatitis C virus Genotype EQA Programme					
Catalogue Code: QAV034117	Ref Code: HCVGT23	Challenge: S	Analysis Type: Typing	Dataset: 0	Report UID: 0/0/5517	Laboratory

QCMD © 2023. The QCMD EQA programme samples, associated reports and data generated during this programme are intended for External Quality Assessment (EQA) and Proficiency Testing (PT) purposes only. QCMD operates according to a strict Code of Practice which is in line with ISO/IEC 17043 and associated standards. Data reported in QCMD programmes is representative of a laboratory's standard diagnostic testing protocols irrespective of the technology they use. The data provided in the reports are based on technical information provided by the individual laboratories as part of the assessment process, as such it does not constitute a formal technology method comparison. All text and images produced by QCMD are the property of QCMD unless otherwise stated. The reproduction and use of these materials is not permitted without the express written consent of QCMD. The use of the information provided in QCMD reports for commercial purposes is strictly prohibited.