


Individual Report**QCMD 2019 Varicella-Zoster Virus DNA EQA Programme**

Catalogue Code: QAV034103	Ref Code: VZVDNA19	Challenge: S	Analysis Type: Qualitative	Dataset: -	Report UID: -/-/2184	Laboratory -
-------------------------------------	------------------------------	------------------------	--------------------------------------	----------------------	--------------------------------	------------------------

NOTE: Summary information only.

Intended Results / Panel Composition

Sample Code	Sample Content	Matrix	Sample Relationships [1]	Detection Frequency [2]	Sample Status [3]	Percentage Correct (All) [4]	
						(%)	(n)
VZVDNA19S-01	VZV (OKA)	Transport Medium	DS2_2	Detected	EDUCATIONAL	85.4	144
VZVDNA19S-02	VZV (OKA)	Transport Medium	DS2_1	Frequently Detected	CORE	97.9	144
VZVDNA19S-03	VZV (9/84)	Transport Medium		Frequently Detected	CORE	99.3	144
VZVDNA19S-04	VZV (Clinical)	Transport Medium		Frequently Detected	CORE	98.6	144
VZVDNA19S-05	VZV (Clinical)	Transport Medium	DS1_1	Frequently Detected	CORE	98.6	144
VZVDNA19S-06	VZV Negative	Transport Medium		Negative	CORE	97.9	144
VZVDNA19S-07	VZV (Clinical)	Transport Medium		Frequently Detected	CORE	98.6	144
VZVDNA19S-08	VZV (Clinical)	Transport Medium	DS1_2	Frequently Detected	CORE	97.9	144
VZVDNA19S-09	VZV (Ellen)	Transport Medium	DS3_2	Detected	EDUCATIONAL	75.0	144
VZVDNA19S-10	VZV (Ellen)	Transport Medium	DS3_1	Frequently Detected	CORE	98.6	144

Individual Report	QCMD 2019 Varicella-Zoster Virus DNA EQA Programme				 <small>Quality Control for Molecular Diagnostics</small>	
Catalogue Code: QAV034103	Ref Code: VZVDNA19	Challenge: S	Analysis Type: Qualitative	Dataset: -	Report UID: -/-/2184	Laboratory: -

- [1] **Sample Relationships:** Indicates the relationships of the samples within this challenge. The highest titre member of dilution series DS1 is indicated by DS1_1 and further members of the series as DS1_2, DS1_3 etc. in order of reducing titre. Additional dilution series are indicated by DS2 (e.g DS2_1, DS2_2 etc.), DS3 (e.g. DS3_1, DS3_2 etc.). If one duplicate pair is present this is indicated by 'D1'. Further duplicate pairs are indicated by 'D2', 'D3' etc.
- [2] **Detection Frequency:** To aid qualitative analysis each panel member is assigned a frequency of detection. This is based on the peer group consensus of all qualitative results returned from participants within the EQA challenge / distribution.
- [3] **Sample Status:** EQA samples are defined as "CORE" or "EDUCATIONAL". Core proficiency samples are reviewed by the QCMD Scientific Expert(s). This is on the basis of scientific information, clinical relevance, current literature and, where appropriate, professional clinical guidelines. Participating laboratories are expected to report core proficiency samples correctly within the EQA challenge / distribution.
- [4] **Percentage Correct (All):** Percentage of datasets (%) reporting the correct qualitative result and the total number of datasets (n) reported for each panel member.


For further details please refer to the current participant manual.

Your Summary Results

EQA Assessment Group ^[1]	N/A
Core Panel Detection (Qualitative) Score ^[2]	N/A

Core Panel Members Results

Sample Code	Qualitative Results			Your Quantitative Data (for information only) ^[3]		
	Percentage Correct (All) ^[4]	Your Result ^[5]	Detection Score ^[6]	Reported Value	Unitage	Cycle Threshold
VZVDNA19S-02	97.9	-	-	-	-	-
VZVDNA19S-03	99.3	-	-	-	-	-
VZVDNA19S-04	98.6	-	-	-	-	-
VZVDNA19S-05	98.6	-	-	-	-	-
VZVDNA19S-06	97.9	-	-	-	-	-
VZVDNA19S-07	98.6	-	-	-	-	-
VZVDNA19S-08	97.9	-	-	-	-	-
VZVDNA19S-10	98.6	-	-	-	-	-

Individual Report	QCMD 2019 Varicella-Zoster Virus DNA EQA Programme				 QCMD Quality Control for Molecular Diagnostics	
Catalogue Code: QAV034103	Ref Code: VZVDNA19	Challenge: S	Analysis Type: Qualitative	Dataset: -	Report UID: -/-/2184	Laboratory: -

[1] **EQA Assessment Group:** To aid data analysis, participant results are grouped according to the molecular amplification/detection method specified within their molecular workflow for this challenge / distribution. For further details refer to the *Additional Information: Individual Panel Member Analysis* section of this report.

[2] **Core Panel Detection (Qualitative) Score:** An overall core panel detection score provided per challenge / distribution.

[3] **Quantitative Data (for information only):** This is the quantitative value, unitage and cycle threshold you provided when you submitted your results. For qualitative programmes this information is not used as part of your formal EQA assessment.

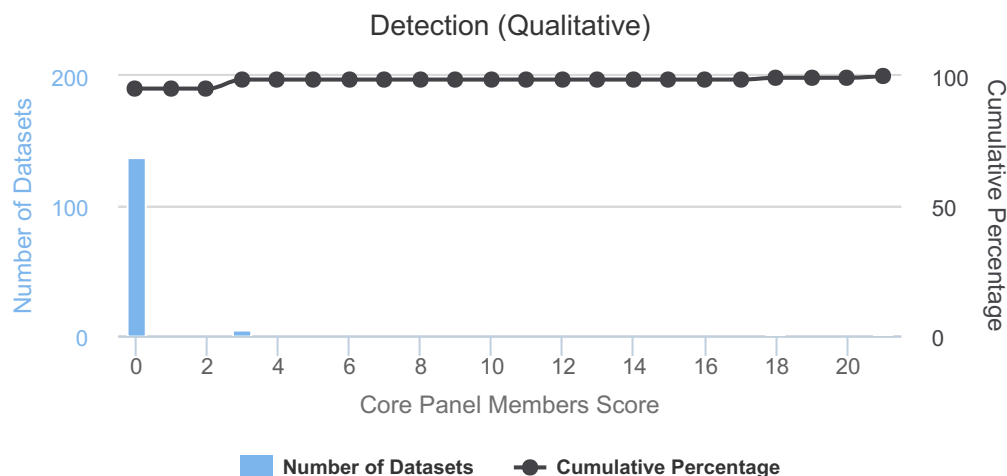
[4] **Percentage Correct (All):** Percentage of datasets (%) reporting the correct qualitative results for each panel member.

[5] **Your Result:** The qualitative result you reported for each sample within this EQA challenge / distribution.

[6] **Detection Score:** Your detection (qualitative) scores are based on the assigned detection frequency of each panel members, where 0 (zero) is "highly satisfactory" and 3 (three) is "highly unsatisfactory". Scores are provided for individual panel members.

For further details please refer to the current participant manual.

Core Panel Member Score Breakdown




Core Panel Member Score Breakdown - Detection: This figure gives you a breakdown of the qualitative detection scores for all qualitative datasets returned within this EQA challenge / distribution independent of the EQA assessment group. Panel detection scores are generated from only those panel members that are defined as "CORE".

For further details please refer to the current participant manual.

Educational Panel Members Results

Sample Code	Qualitative Results			Your Quantitative Data (for information only) [1]		
	Percentage Correct (All) [2]	Your Result [3]	Detection Score [4]	Reported Value	Unitage	Cycle Threshold
VZVDNA19S-01	85.4	-	-	-	-	-
VZVDNA19S-09	75.0	-	-	-	-	-

Individual Report		QCMD 2019 Varicella-Zoster Virus DNA EQA Programme			 QCMD <small>Quality Control for Molecular Diagnostics</small>	
Catalogue Code: QAV034103	Ref Code: VZVDNA19	Challenge: S	Analysis Type: Qualitative	Dataset: -	Report UID: -/-/2184	Laboratory: -

[1] **Quantitative Data (for information only):** This is the quantitative value, unitage and cycle threshold you provided when you submitted your results. For qualitative programmes this information is not used as part of your formal EQA assessment.

[2] **Percentage Correct (All):** Percentage of datasets (%) reporting the correct qualitative results for each panel member.

[3] **Your Result:** The qualitative result you reported for each sample within this EQA challenge / distribution.

[4] **Detection Score:** Your detection (qualitative) scores are based on the assigned detection frequency of each panel members, where 0 (zero) is "highly satisfactory" and 3 (three) is "highly unsatisfactory". Scores are provided for individual panel members.

For further details please refer to the current participant manual.

Further Programme Details

Number of Participants	121
Number of Countries	29
Number of Respondents	110
Number of Datasets Submitted	144
Qualitative Results Returned	144 (100.0%)

Comments

A number of laboratories who tested the VZVDNA19S panel using the BioFire FilmArray system returned 'Not Determined' results for some of the samples included in this distribution stating that they were 'not tested'.

According to the current QCMD scoring system, all results returned as 'Not Determined' are assessed/scored as being incorrect. Therefore, please note under the Individual Panel Member Analysis (Qualitative) section of this report, the 'Incorrect' results highlighted within the BioFire Film array EQA assessment group also include these 'not tested' results.

A breakdown of the datasets returned as 'Not Determined' with the comment 'not tested' is shown below.

VZVDNA19S-01 - one dataset

VZVDNA19S-03 - one dataset

VZVDNA19S-04 - two datasets

VZVDNA19S-05 - two datasets


VZVDNA19S-06 - two datasets

VZVDNA19S-07 - two datasets

VZVDNA19S-08 - two datasets

VZVDNA19S-09 - two datasets

VZVDNA19S-10 - two datasets

Individual Report	QCMD 2019 Varicella-Zoster Virus DNA EQA Programme					
Catalogue Code: QAV034103	Ref Code: VZVDNA19	Challenge: S	Analysis Type: Qualitative	Dataset: -	Report UID: -/-/2184	Laboratory -

EQA Programme Aims


To assess the ability of laboratories molecular assays to detect different types and concentrations of Varicella-Zoster virus (VZV).

To review the performance of laboratories quantitative VZV molecular assay.

Feedback and Enquiries

Participants are encouraged to read the QCMD Participants' Manual, which can be downloaded from the QCMD website.

Any queries about this report should be addressed to the QCMD Neutral Office (neutraloffice@qcmd.org).

Individual Report	QCMD 2019 Varicella-Zoster Virus DNA EQA Programme					
Catalogue Code: QAV034103	Ref Code: VZVDNA19	Challenge: S	Analysis Type: Qualitative	Dataset: -	Report UID: -/-/2184	Laboratory -

Panel member analysis is separated into CORE samples followed by EDUCATIONAL samples.

Additional Core Samples Information

The following section has been categorised as shown below:


Core ► Qualitative

Individual Panel Member Analysis (Qualitative)

Qualitative analysis for each panel member is provided in relation to your EQA assessment group. EQA assessment groups are established using the molecular workflow information reported by all participants within this EQA challenge / distribution. The principal level of assessment is at the individual method level which is defined based on your reported “amplification/detection method” and other laboratories using the same or similar amplification/detection methods.

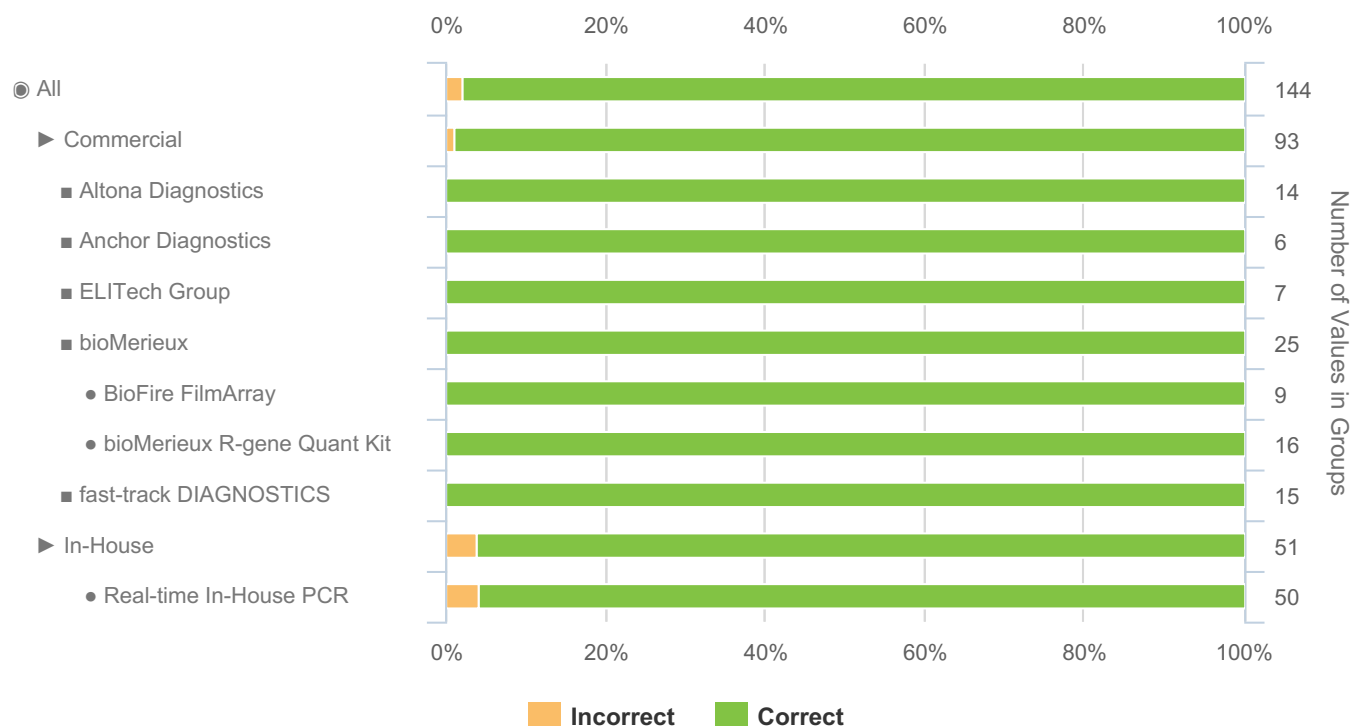
To allow meaningful assessment at the individual method level the EQA assessment group must consist of 5 or more datasets. If there are not sufficient datasets at the individual method level then your results will be included within a higher EQA assessment group based on whether it is a commercial or in house technology/method. The highest level assessment grouping is “All” participant reported qualitative results.

A breakdown of qualitative results reported by participants on each of the panel members within this EQA challenge / distribution is provided below. You can compare your results to those within your EQA assessment group and those obtained within other EQA assessment groups or to the overall consensus for each sample within this EQA challenge / distribution.

Individual Report	QCMD 2019 Varicella-Zoster Virus DNA EQA Programme				 Quality Control for Molecular Diagnostics	
Catalogue Code: QAV034103	Ref Code: VZVDNA19	Challenge: S	Analysis Type: Qualitative	Dataset: -	Report UID: -/-/2184	Laboratory: -


VZVDNA19S-02 - Qualitative Results Breakdown

Sample Code	Sample Content	Matrix	Sample Relationships	Detection Frequency	Sample Status	Percentage Correct (All)	
						(%)	(n)
VZVDNA19S-02	VZV (OKA)	Transport Medium	DS2_1	Frequently Detected	CORE	97.9	144



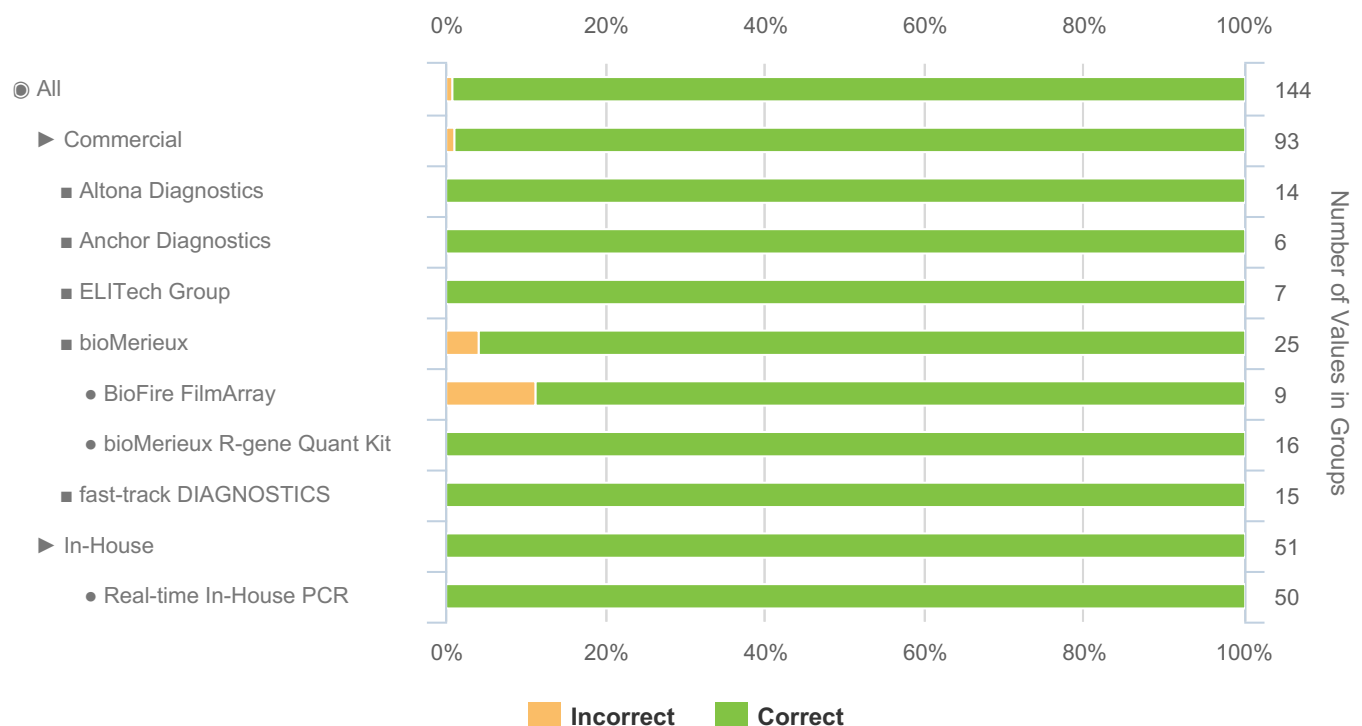
Groups below n=5: Anatolia Geneworks (n=1), Anatolia Geneworks - Anatolia Geneworks Bosphore (n=1), BD Molecular Diagnostics (n=2), BD Molecular Diagnostics - BD MAX (n=2), BioGX (n=1), BioGX - BioGX Sample-Ready (n=1), Biologig (n=1), Biologig - Biologig ReadyMax (n=1), Certest (n=1), Certest - Certest Real Time PCR (n=1), DiaSorin (n=1), DiaSorin - DiaSorin Simplexa (n=1), Diagenode (n=2), Diagenode - Diagenode Real Time kit (n=2), Elisabeth Pharmacon (n=1), Elisabeth Pharmacon - Elisabeth Pharmacon EliGene (n=1), GeneProof (n=2), GeneProof - GeneProof Real Time PCR kit (n=2), Progenie Molecular (n=3), Progenie Molecular - Progenie Molecular RealCycler (n=3), QIAGEN (n=3), QIAGEN - QIAGEN Artus Real Time (n=3), Roche (n=1), Roche - Roche LightCycler (n=1), Seegene (n=3), Seegene - Seegene Real Time PCR (n=3), TIB MOLBIOL (n=3), TIB MOLBIOL - TIB MOLBIOL LightMix (n=3), Vitassay (n=1), Vitassay - Vitassay Real-Time PCR (n=1), In-House - Conventional In-House PCR (n=1)

Groups Rolled Up: Altona Diagnostics - Altona Diagnostics RealStar (n=14), Anchor Diagnostics - Anchor Diagnostics Real-Time PCR (n=6), ELITech Group - Elitech Elite Real Time kit (n=7), fast-track DIAGNOSTICS - FTD real time PCR (n=15)

Individual Report	QCMD 2019 Varicella-Zoster Virus DNA EQA Programme				 Quality Control for Molecular Diagnostics	
Catalogue Code: QAV034103	Ref Code: VZVDNA19	Challenge: S	Analysis Type: Qualitative	Dataset: -	Report UID: -/-/2184	Laboratory: -


VZVDNA19S-03 - Qualitative Results Breakdown

Sample Code	Sample Content	Matrix	Sample Relationships	Detection Frequency	Sample Status	Percentage Correct (All)	
						(%)	(n)
VZVDNA19S-03	VZV (9/84)	Transport Medium		Frequently Detected	CORE	99.3	144



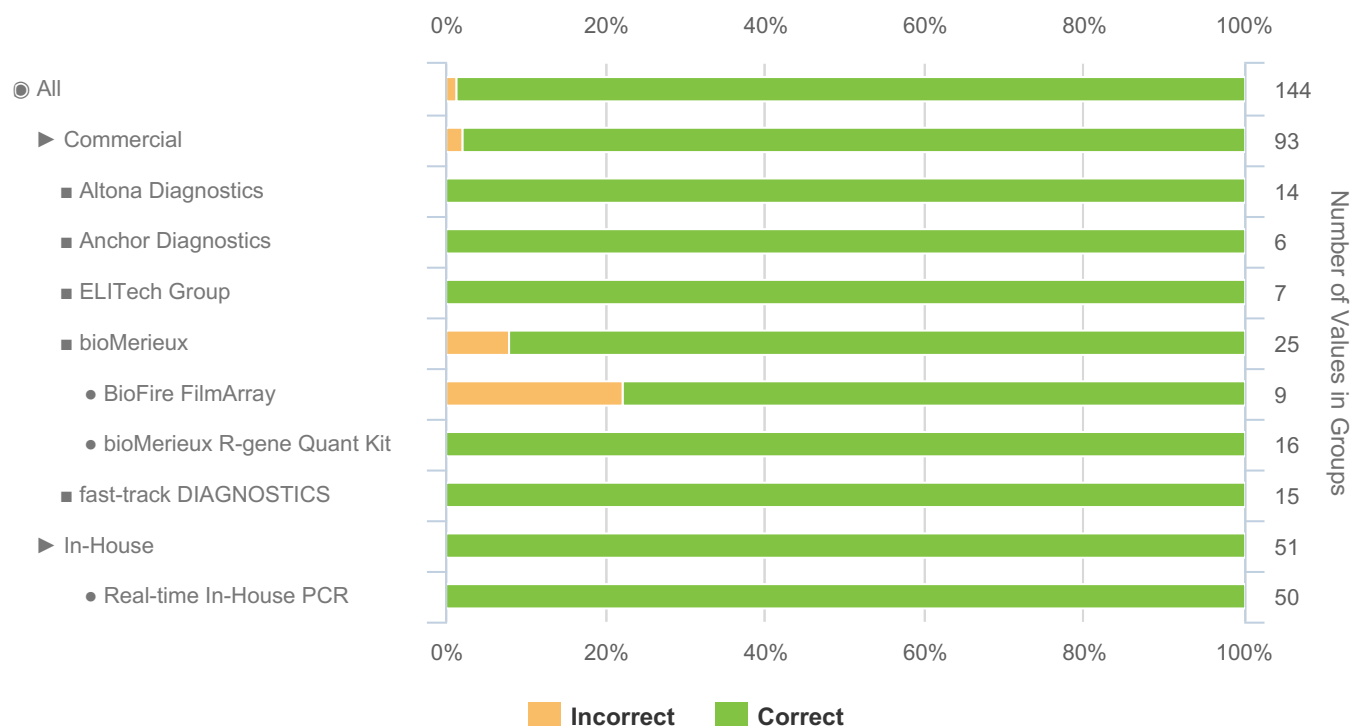
Groups below n=5: Anatolia Geneworks (n=1), Anatolia Geneworks - Anatolia Geneworks Bosphore (n=1), BD Molecular Diagnostics (n=2), BD Molecular Diagnostics - BD MAX (n=2), BioGX (n=1), BioGX - BioGX Sample-Ready (n=1), Biologig (n=1), Biologig - Biologig ReadyMax (n=1), Certest (n=1), Certest - Certest Real Time PCR (n=1), DiaSorin (n=1), DiaSorin - DiaSorin Simplexa (n=1), Diagenode (n=2), Diagenode - Diagenode Real Time kit (n=2), Elisabeth Pharmacon (n=1), Elisabeth Pharmacon - Elisabeth Pharmacon EliGene (n=1), GeneProof (n=2), GeneProof - GeneProof Real Time PCR kit (n=2), Progenie Molecular (n=3), Progenie Molecular - Progenie Molecular RealCycler (n=3), QIAGEN (n=3), QIAGEN - QIAGEN Artus Real Time (n=3), Roche (n=1), Roche - Roche LightCycler (n=1), Seegene (n=3), Seegene - Seegene Real Time PCR (n=3), TIB MOLBIOL (n=3), TIB MOLBIOL - TIB MOLBIOL LightMix (n=3), Vitassay (n=1), Vitassay - Vitassay Real-Time PCR (n=1), In-House - Conventional In-House PCR (n=1)

Groups Rolled Up: Altona Diagnostics - Altona Diagnostics RealStar (n=14), Anchor Diagnostics - Anchor Diagnostics Real-Time PCR (n=6), ELITech Group - Elitech Elite Real Time kit (n=7), fast-track DIAGNOSTICS - FTD real time PCR (n=15)

Individual Report	QCMD 2019 Varicella-Zoster Virus DNA EQA Programme				 Quality Control for Molecular Diagnostics	
Catalogue Code: QAV034103	Ref Code: VZVDNA19	Challenge: S	Analysis Type: Qualitative	Dataset: -	Report UID: -/-/2184	Laboratory: -


VZVDNA19S-04 - Qualitative Results Breakdown

Sample Code	Sample Content	Matrix	Sample Relationships	Detection Frequency	Sample Status	Percentage Correct (All)	
						(%)	(n)
VZVDNA19S-04	VZV (Clinical)	Transport Medium		Frequently Detected	CORE	98.6	144



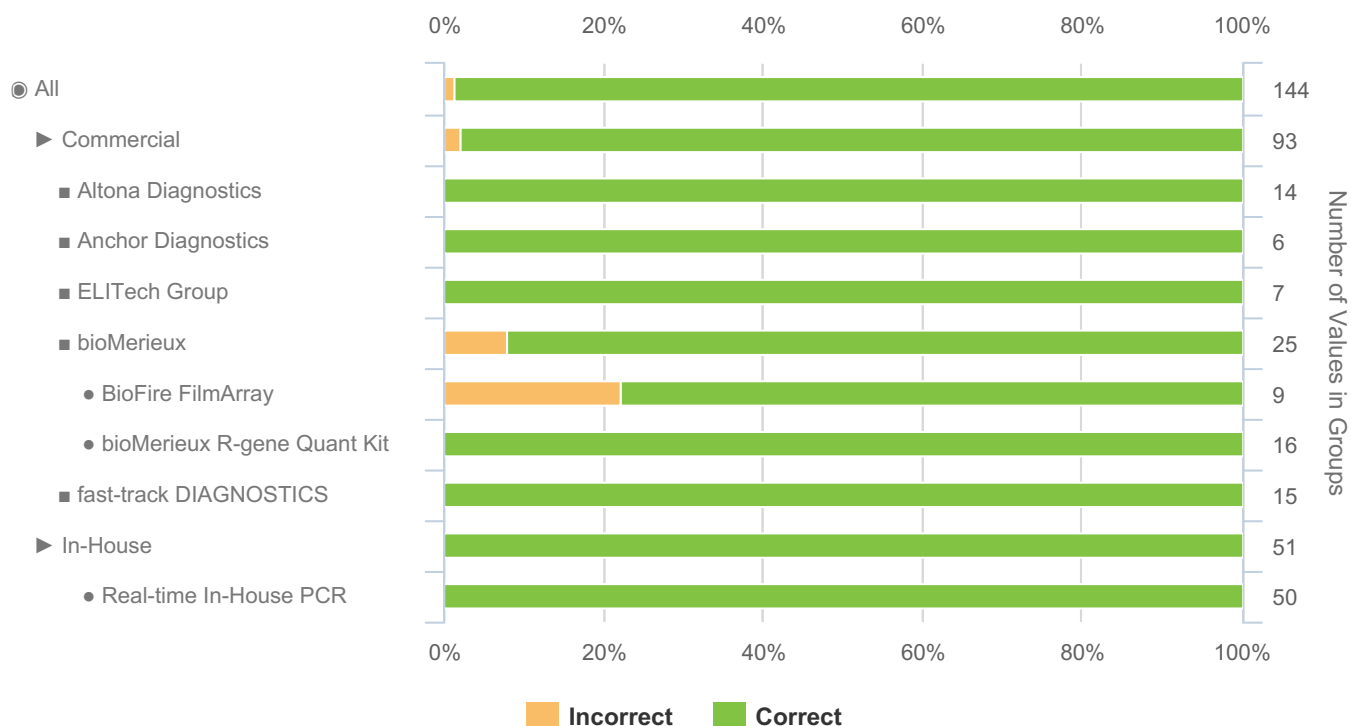
Groups below n=5: Anatolia Geneworks (n=1), Anatolia Geneworks - Anatolia Geneworks Bosphore (n=1), BD Molecular Diagnostics (n=2), BD Molecular Diagnostics - BD MAX (n=2), BioGX (n=1), BioGX - BioGX Sample-Ready (n=1), Biologig (n=1), Biologig - Biologig ReadyMax (n=1), Certest (n=1), Certest - Certest Real Time PCR (n=1), DiaSorin (n=1), DiaSorin - DiaSorin Simplexa (n=1), Diagenode (n=2), Diagenode - Diagenode Real Time kit (n=2), Elisabeth Pharmacon (n=1), Elisabeth Pharmacon - Elisabeth Pharmacon EliGene (n=1), GeneProof (n=2), GeneProof - GeneProof Real Time PCR kit (n=2), Progenie Molecular (n=3), Progenie Molecular - Progenie Molecular RealCycler (n=3), QIAGEN (n=3), QIAGEN - QIAGEN Artus Real Time (n=3), Roche (n=1), Roche - Roche LightCycler (n=1), Seegene (n=3), Seegene - Seegene Real Time PCR (n=3), TIB MOLBIOL (n=3), TIB MOLBIOL - TIB MOLBIOL LightMix (n=3), Vitassay (n=1), Vitassay - Vitassay Real-Time PCR (n=1), In-House - Conventional In-House PCR (n=1)

Groups Rolled Up: Altona Diagnostics - Altona Diagnostics RealStar (n=14), Anchor Diagnostics - Anchor Diagnostics Real-Time PCR (n=6), ELITech Group - Elitech Elite Real Time kit (n=7), fast-track DIAGNOSTICS - FTD real time PCR (n=15)

Individual Report		QCMD 2019 Varicella-Zoster Virus DNA EQA Programme			 Quality Control for Molecular Diagnostics		
Catalogue Code: QAV034103	Ref Code: VZVDNA19	Challenge: S	Analysis Type: Qualitative	Dataset: -	Report UID: -/-/2184	Laboratory: -	


VZVDNA19S-05 - Qualitative Results Breakdown

Sample Code	Sample Content	Matrix	Sample Relationships	Detection Frequency	Sample Status	Percentage Correct (All)	
						(%)	(n)
VZVDNA19S-05	VZV (Clinical)	Transport Medium	DS1_1	Frequently Detected	CORE	98.6	144



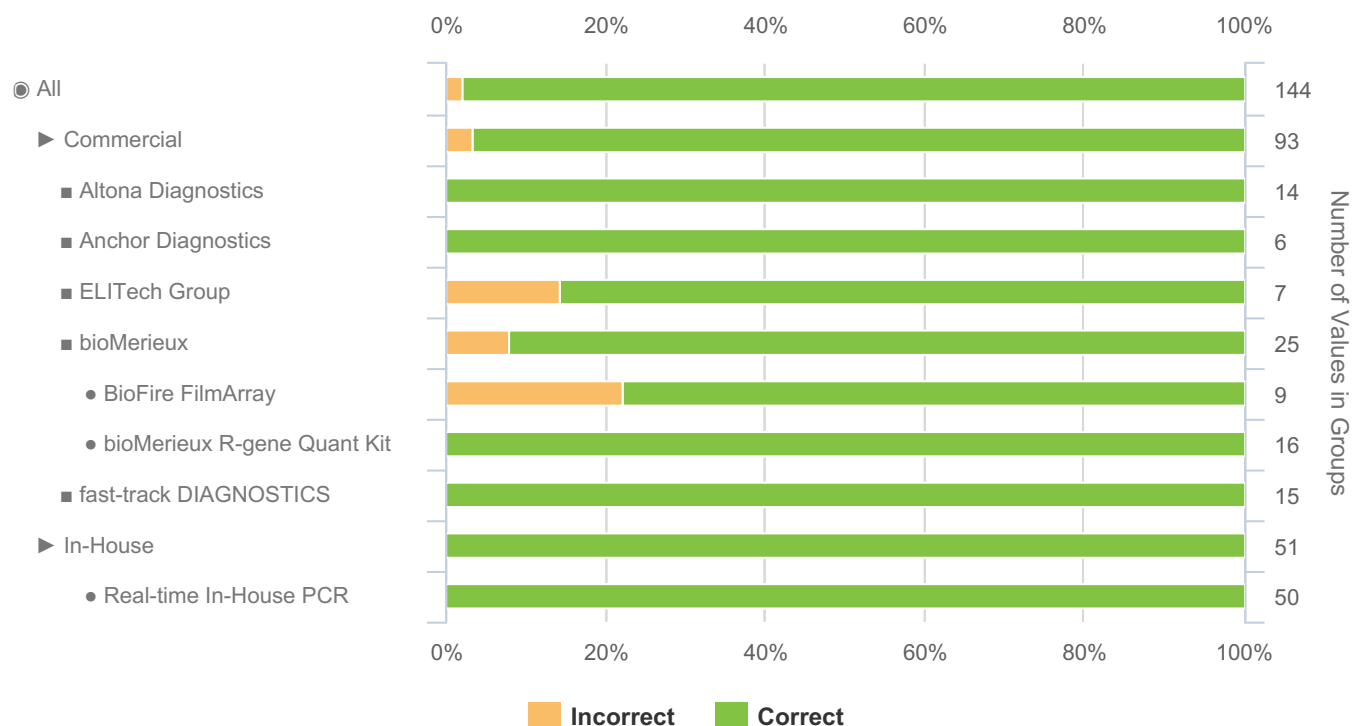
Groups below n=5: Anatolia Geneworks (n=1), Anatolia Geneworks - Anatolia Geneworks Bosphore (n=1), BD Molecular Diagnostics (n=2), BD Molecular Diagnostics - BD MAX (n=2), BioGX (n=1), BioGX - BioGX Sample-Ready (n=1), Biologig (n=1), Biologig - Biologig ReadyMax (n=1), Certest (n=1), Certest - Certest Real Time PCR (n=1), DiaSorin (n=1), DiaSorin - DiaSorin Simplexa (n=1), Diagenode (n=2), Diagenode - Diagenode Real Time kit (n=2), Elisabeth Pharmacon (n=1), Elisabeth Pharmacon - Elisabeth Pharmacon EliGene (n=1), GeneProof (n=2), GeneProof - GeneProof Real Time PCR kit (n=2), Progenie Molecular (n=3), Progenie Molecular - Progenie Molecular RealCycler (n=3), QIAGEN (n=3), QIAGEN - QIAGEN Artus Real Time (n=3), Roche (n=1), Roche - Roche LightCycler (n=1), Seegene (n=3), Seegene - Seegene Real Time PCR (n=3), TIB MOLBIOL (n=3), TIB MOLBIOL - TIB MOLBIOL LightMix (n=3), Vitassay (n=1), Vitassay - Vitassay Real-Time PCR (n=1), In-House - Conventional In-House PCR (n=1)

Groups Rolled Up: Altona Diagnostics - Altona Diagnostics RealStar (n=14), Anchor Diagnostics - Anchor Diagnostics Real-Time PCR (n=6), ELITech Group - Elitech Elite Real Time kit (n=7), fast-track DIAGNOSTICS - FTD real time PCR (n=15)

Individual Report	QCMD 2019 Varicella-Zoster Virus DNA EQA Programme				 Quality Control for Molecular Diagnostics	
Catalogue Code: QAV034103	Ref Code: VZVDNA19	Challenge: S	Analysis Type: Qualitative	Dataset: -	Report UID: -/-/2184	Laboratory: -


VZVDNA19S-06 - Qualitative Results Breakdown

Sample Code	Sample Content	Matrix	Sample Relationships	Detection Frequency	Sample Status	Percentage Correct (All)	
						(%)	(n)
VZVDNA19S-06	VZV Negative	Transport Medium		Negative	CORE	97.9	144



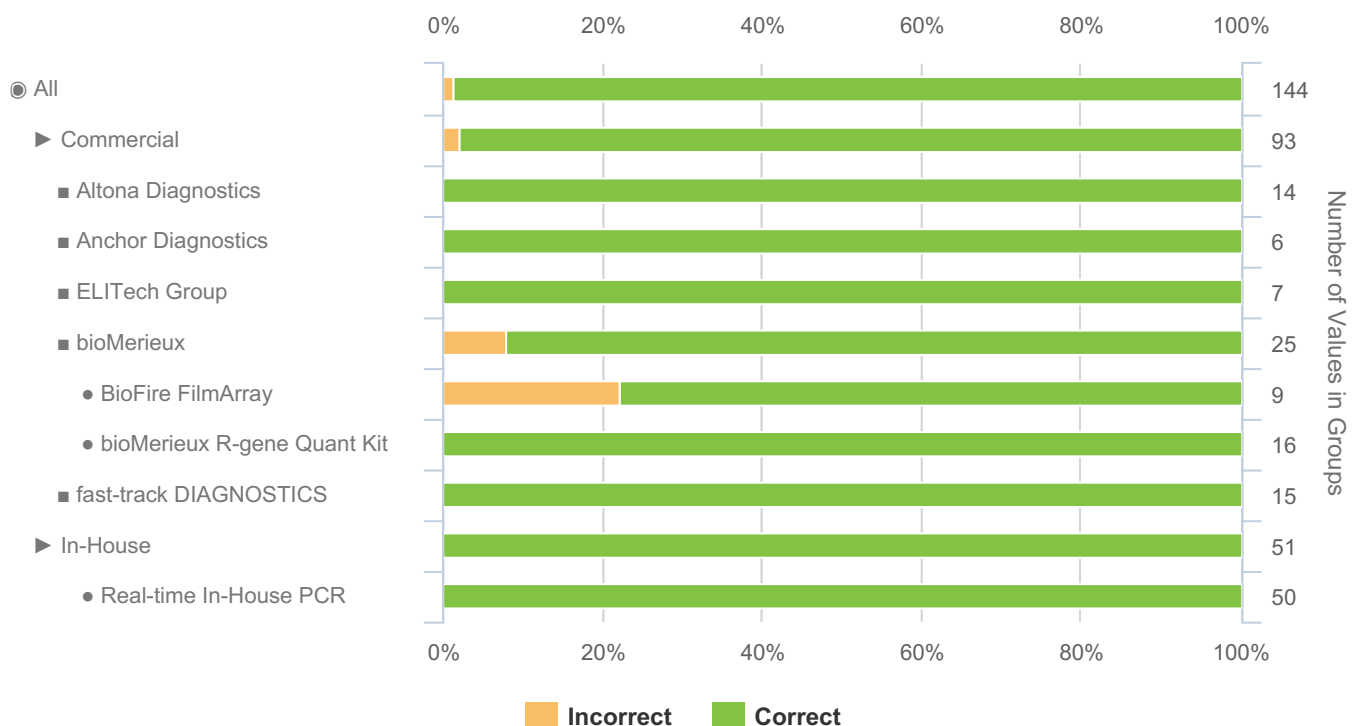
Groups below n=5: Anatolia Geneworks (n=1), Anatolia Geneworks - Anatolia Geneworks Bosphore (n=1), BD Molecular Diagnostics (n=2), BD Molecular Diagnostics - BD MAX (n=2), BioGX (n=1), BioGX - BioGX Sample-Ready (n=1), Biologig (n=1), Biologig - Biologig ReadyMax (n=1), Certest (n=1), Certest - Certest Real Time PCR (n=1), DiaSorin (n=1), DiaSorin - DiaSorin Simplexa (n=1), Diagenode (n=2), Diagenode - Diagenode Real Time kit (n=2), Elisabeth Pharmacon (n=1), Elisabeth Pharmacon - Elisabeth Pharmacon EliGene (n=1), GeneProof (n=2), GeneProof - GeneProof Real Time PCR kit (n=2), Progenie Molecular (n=3), Progenie Molecular - Progenie Molecular RealCycler (n=3), QIAGEN (n=3), QIAGEN - QIAGEN Artus Real Time (n=3), Roche (n=1), Roche - Roche LightCycler (n=1), Seegene (n=3), Seegene - Seegene Real Time PCR (n=3), TIB MOLBIOL (n=3), TIB MOLBIOL - TIB MOLBIOL LightMix (n=3), Vitassay (n=1), Vitassay - Vitassay Real-Time PCR (n=1), In-House - Conventional In-House PCR (n=1)

Groups Rolled Up: Altona Diagnostics - Altona Diagnostics RealStar (n=14), Anchor Diagnostics - Anchor Diagnostics Real-Time PCR (n=6), ELITech Group - Elitech Elite Real Time kit (n=7), fast-track DIAGNOSTICS - FTD real time PCR (n=15)

Individual Report	QCMD 2019 Varicella-Zoster Virus DNA EQA Programme				 Quality Control for Molecular Diagnostics	
Catalogue Code: QAV034103	Ref Code: VZVDNA19	Challenge: S	Analysis Type: Qualitative	Dataset: -	Report UID: -/-/2184	Laboratory: -


VZVDNA19S-07 - Qualitative Results Breakdown

Sample Code	Sample Content	Matrix	Sample Relationships	Detection Frequency	Sample Status	Percentage Correct (All)	
						(%)	(n)
VZVDNA19S-07	VZV (Clinical)	Transport Medium		Frequently Detected	CORE	98.6	144



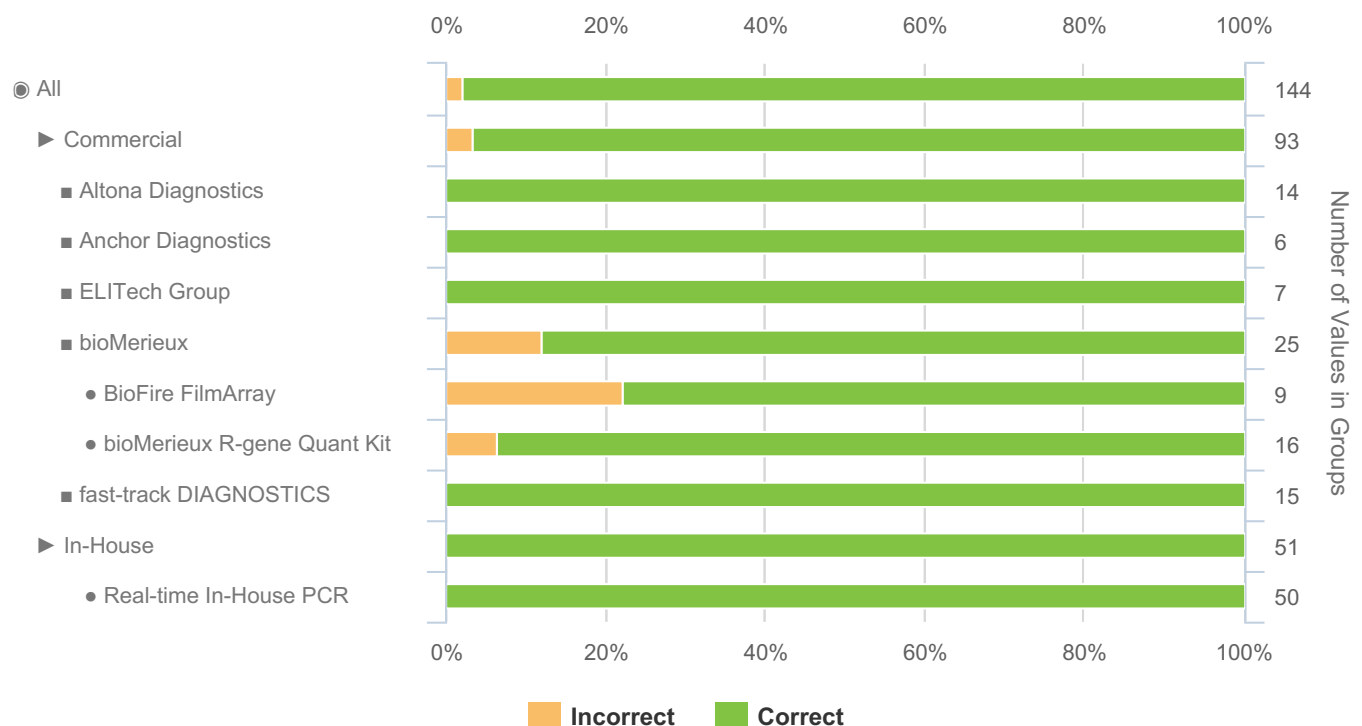
Groups below n=5: Anatolia Geneworks (n=1), Anatolia Geneworks - Anatolia Geneworks Bosphore (n=1), BD Molecular Diagnostics (n=2), BD Molecular Diagnostics - BD MAX (n=2), BioGX (n=1), BioGX - BioGX Sample-Ready (n=1), Biologig (n=1), Biologig - Biologig ReadyMax (n=1), Certest (n=1), Certest - Certest Real Time PCR (n=1), DiaSorin (n=1), DiaSorin - DiaSorin Simplexa (n=1), Diagenode (n=2), Diagenode - Diagenode Real Time kit (n=2), Elisabeth Pharmacon (n=1), Elisabeth Pharmacon - Elisabeth Pharmacon EliGene (n=1), GeneProof (n=2), GeneProof - GeneProof Real Time PCR kit (n=2), Progenie Molecular (n=3), Progenie Molecular - Progenie Molecular RealCycler (n=3), QIAGEN (n=3), QIAGEN - QIAGEN Artus Real Time (n=3), Roche (n=1), Roche - Roche LightCycler (n=1), Seegene (n=3), Seegene - Seegene Real Time PCR (n=3), TIB MOLBIOL (n=3), TIB MOLBIOL - TIB MOLBIOL LightMix (n=3), Vitassay (n=1), Vitassay - Vitassay Real-Time PCR (n=1), In-House - Conventional In-House PCR (n=1)

Groups Rolled Up: Altona Diagnostics - Altona Diagnostics RealStar (n=14), Anchor Diagnostics - Anchor Diagnostics Real-Time PCR (n=6), ELITech Group - Elitech Elite Real Time kit (n=7), fast-track DIAGNOSTICS - FTD real time PCR (n=15)

Individual Report	QCMD 2019 Varicella-Zoster Virus DNA EQA Programme				 Quality Control for Molecular Diagnostics	
Catalogue Code: QAV034103	Ref Code: VZVDNA19	Challenge: S	Analysis Type: Qualitative	Dataset: -	Report UID: -/-/2184	Laboratory: -


VZVDNA19S-08 - Qualitative Results Breakdown

Sample Code	Sample Content	Matrix	Sample Relationships	Detection Frequency	Sample Status	Percentage Correct (All)	
						(%)	(n)
VZVDNA19S-08	VZV (Clinical)	Transport Medium	DS1_2	Frequently Detected	CORE	97.9	144



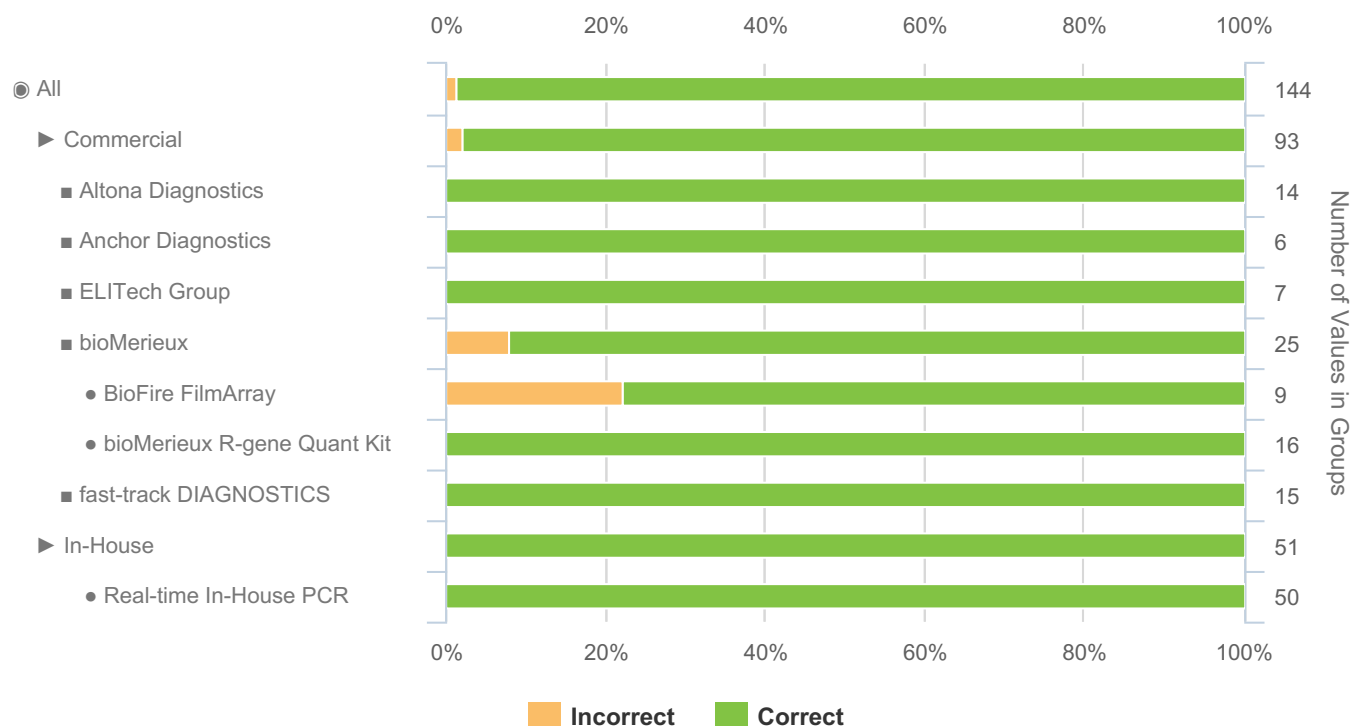
Groups below n=5: Anatolia Geneworks (n=1), Anatolia Geneworks - Anatolia Geneworks Bosphore (n=1), BD Molecular Diagnostics (n=2), BD Molecular Diagnostics - BD MAX (n=2), BioGX (n=1), BioGX - BioGX Sample-Ready (n=1), Biologig (n=1), Biologig - Biologig ReadyMax (n=1), Certest (n=1), Certest - Certest Real Time PCR (n=1), DiaSorin (n=1), DiaSorin - DiaSorin Simplexa (n=1), Diagenode (n=2), Diagenode - Diagenode Real Time kit (n=2), Elisabeth Pharmacon (n=1), Elisabeth Pharmacon - Elisabeth Pharmacon EliGene (n=1), GeneProof (n=2), GeneProof - GeneProof Real Time PCR kit (n=2), Progenie Molecular (n=3), Progenie Molecular - Progenie Molecular RealCycler (n=3), QIAGEN (n=3), QIAGEN - QIAGEN Artus Real Time (n=3), Roche (n=1), Roche - Roche LightCycler (n=1), Seegene (n=3), Seegene - Seegene Real Time PCR (n=3), TIB MOLBIOL (n=3), TIB MOLBIOL - TIB MOLBIOL LightMix (n=3), Vitassay (n=1), Vitassay - Vitassay Real-Time PCR (n=1), In-House - Conventional In-House PCR (n=1)

Groups Rolled Up: Altona Diagnostics - Altona Diagnostics RealStar (n=14), Anchor Diagnostics - Anchor Diagnostics Real-Time PCR (n=6), ELITech Group - Elitech Elite Real Time kit (n=7), fast-track DIAGNOSTICS - FTD real time PCR (n=15)

Individual Report	QCMD 2019 Varicella-Zoster Virus DNA EQA Programme				 Quality Control for Molecular Diagnostics	
Catalogue Code: QAV034103	Ref Code: VZVDNA19	Challenge: S	Analysis Type: Qualitative	Dataset: -	Report UID: -/-/2184	Laboratory: -

VZVDNA19S-10 - Qualitative Results Breakdown

Sample Code	Sample Content	Matrix	Sample Relationships	Detection Frequency	Sample Status	Percentage Correct (All)	
						(%)	(n)
VZVDNA19S-10	VZV (Ellen)	Transport Medium	DS3_1	Frequently Detected	CORE	98.6	144



Groups below n=5: Anatolia Geneworks (n=1), Anatolia Geneworks - Anatolia Geneworks Bosphore (n=1), BD Molecular Diagnostics (n=2), BD Molecular Diagnostics - BD MAX (n=2), BioGX (n=1), BioGX - BioGX Sample-Ready (n=1), Biologig (n=1), Biologig - Biologig ReadyMax (n=1), Certest (n=1), Certest - Certest Real Time PCR (n=1), DiaSorin (n=1), DiaSorin - DiaSorin Simplexa (n=1), Diagenode (n=2), Diagenode - Diagenode Real Time kit (n=2), Elisabeth Pharmacon (n=1), Elisabeth Pharmacon - Elisabeth Pharmacon EliGene (n=1), GeneProof (n=2), GeneProof - GeneProof Real Time PCR kit (n=2), Progenie Molecular (n=3), Progenie Molecular - Progenie Molecular RealCycler (n=3), QIAGEN (n=3), QIAGEN - QIAGEN Artus Real Time (n=3), Roche (n=1), Roche - Roche LightCycler (n=1), Seegene (n=3), Seegene - Seegene Real Time PCR (n=3), TIB MOLBIOL (n=3), TIB MOLBIOL - TIB MOLBIOL LightMix (n=3), Vitassay (n=1), Vitassay - Vitassay Real-Time PCR (n=1), In-House - Conventional In-House PCR (n=1)

Groups Rolled Up: Altona Diagnostics - Altona Diagnostics RealStar (n=14), Anchor Diagnostics - Anchor Diagnostics Real-Time PCR (n=6), ELITech Group - Elitech Elite Real Time kit (n=7), fast-track DIAGNOSTICS - FTD real time PCR (n=15)

Individual Report		QCMD 2019 Varicella-Zoster Virus DNA EQA Programme			 <small>Quality Control for Molecular Diagnostics</small>	
Catalogue Code: QAV034103	Ref Code: VZVDNA19	Challenge: S	Analysis Type: Qualitative	Dataset: -	Report UID: -/-/2184	Laboratory -

Additional Educational Samples Information

The following section has been categorised as shown below:


Educational ► Qualitative

Individual Panel Member Analysis (Qualitative)

Qualitative analysis for each panel member is provided in relation to your EQA assessment group. EQA assessment groups are established using the molecular workflow information reported by all participants within this EQA challenge / distribution. The principal level of assessment is at the individual method level which is defined based on your reported “amplification/detection method” and other laboratories using the same or similar amplification/detection methods.

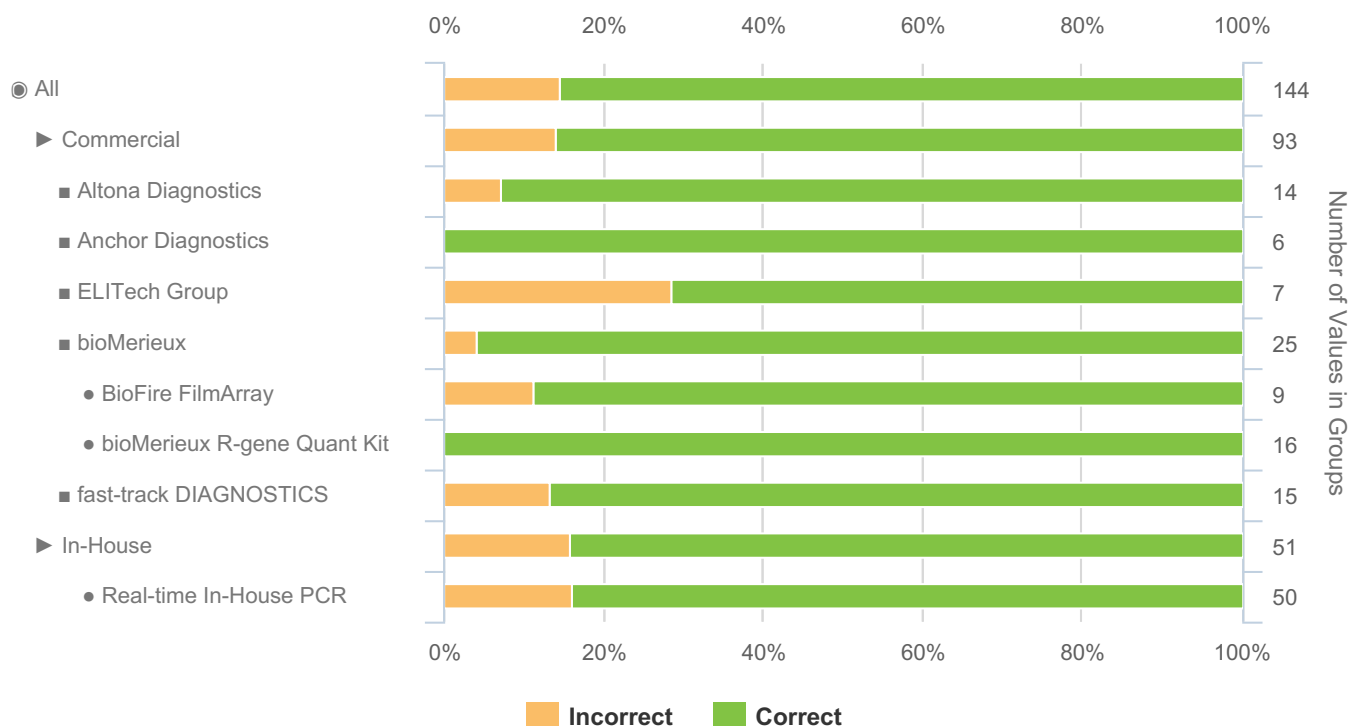
To allow meaningful assessment at the individual method level the EQA assessment group must consist of 5 or more datasets. If there are not sufficient datasets at the individual method level then your results will be included within a higher EQA assessment group based on whether it is a commercial or in house technology/method. The highest level assessment grouping is “All” participant reported qualitative results.

A breakdown of qualitative results reported by participants on each of the panel members within this EQA challenge / distribution is provided below. You can compare your results to those within your EQA assessment group and those obtained within other EQA assessment groups or to the overall consensus for each sample within this EQA challenge / distribution.

Individual Report	QCMD 2019 Varicella-Zoster Virus DNA EQA Programme				 Quality Control for Molecular Diagnostics	
Catalogue Code: QAV034103	Ref Code: VZVDNA19	Challenge: S	Analysis Type: Qualitative	Dataset: -	Report UID: -/-/2184	Laboratory: -

VZVDNA19S-01 - Qualitative Results Breakdown

Sample Code	Sample Content	Matrix	Sample Relationships	Detection Frequency	Sample Status	Percentage Correct (All)	
						(%)	(n)
VZVDNA19S-01	VZV (OKA)	Transport Medium	DS2_2	Detected	EDUCATIONAL	85.4	144



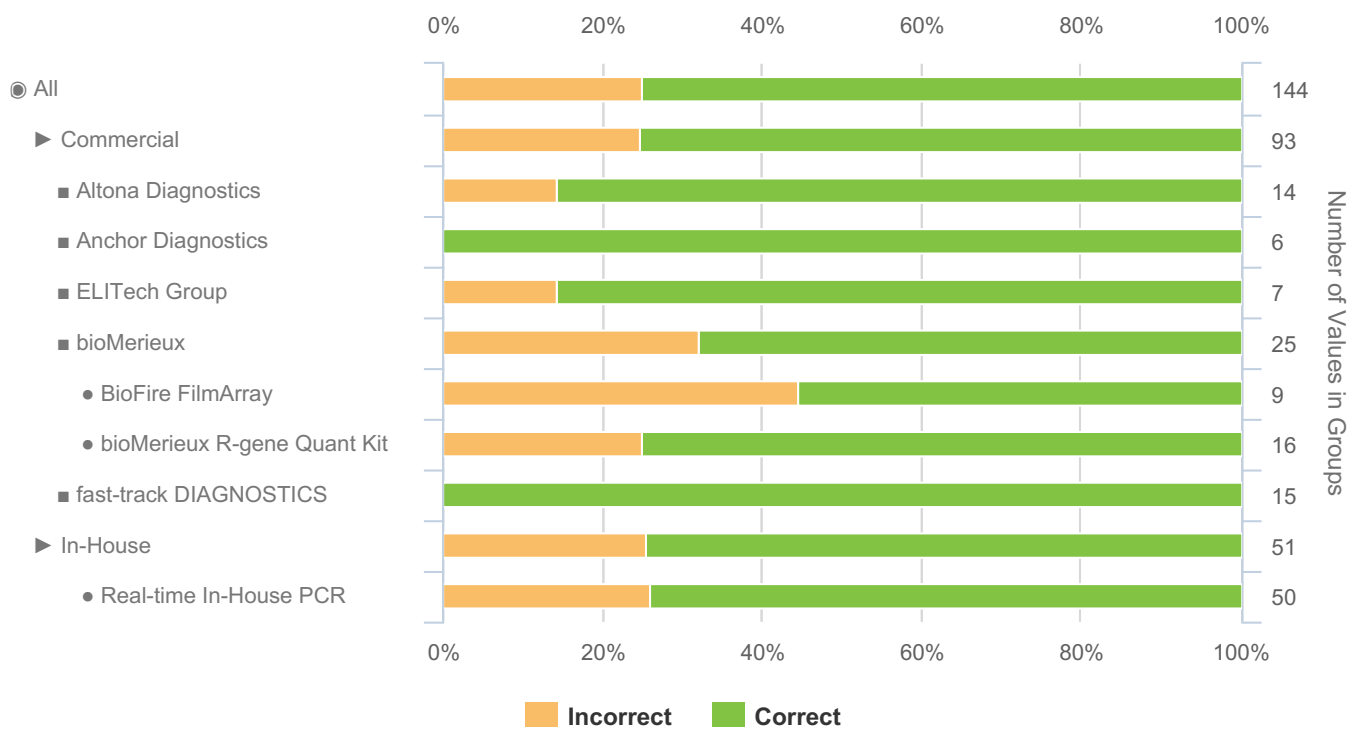
Groups below n=5: Anatolia Geneworks (n=1), Anatolia Geneworks - Anatolia Geneworks Bosphore (n=1), BD Molecular Diagnostics (n=2), BD Molecular Diagnostics - BD MAX (n=2), BioGX (n=1), BioGX - BioGX Sample-Ready (n=1), Biologig (n=1), Biologig - Biologig ReadyMax (n=1), Certest (n=1), Certest - Certest Real Time PCR (n=1), DiaSorin (n=1), DiaSorin - DiaSorin Simplexa (n=1), Diagenode (n=2), Diagenode - Diagenode Real Time kit (n=2), Elisabeth Pharmacon (n=1), Elisabeth Pharmacon - Elisabeth Pharmacon EliGene (n=1), GeneProof (n=2), GeneProof - GeneProof Real Time PCR kit (n=2), Progenie Molecular (n=3), Progenie Molecular - Progenie Molecular RealCycler (n=3), QIAGEN (n=3), QIAGEN - QIAGEN Artus Real Time (n=3), Roche (n=1), Roche - Roche LightCycler (n=1), Seegene (n=3), Seegene - Seegene Real Time PCR (n=3), TIB MOLBIOL (n=3), TIB MOLBIOL - TIB MOLBIOL LightMix (n=3), Vitassay (n=1), Vitassay - Vitassay Real-Time PCR (n=1), In-House - Conventional In-House PCR (n=1)

Groups Rolled Up: Altona Diagnostics - Altona Diagnostics RealStar (n=14), Anchor Diagnostics - Anchor Diagnostics Real-Time PCR (n=6), ELITech Group - Elitech Elite Real Time kit (n=7), fast-track DIAGNOSTICS - FTD real time PCR (n=15)

Catalogue Code: QAV034103	Ref Code: VZVDNA19	Challenge: S	Analysis Type: Qualitative	Dataset: -	Report UID: -/-/2184	Laboratory: -
------------------------------	-----------------------	-----------------	-------------------------------	---------------	-------------------------	------------------


VZVDNA19S-09 - Qualitative Results Breakdown

Sample Code	Sample Content	Matrix	Sample Relationships	Detection Frequency	Sample Status	Percentage Correct (All)	
						(%)	(n)
VZVDNA19S-09	VZV (Ellen)	Transport Medium	DS3_2	Detected	EDUCATIONAL	75.0	144



Groups below n=5: Anatolia Geneworks (n=1), Anatolia Geneworks - Anatolia Geneworks Bosphore (n=1), BD Molecular Diagnostics (n=2), BD Molecular Diagnostics - BD MAX (n=2), BioGX (n=1), BioGX - BioGX Sample-Ready (n=1), Biologig (n=1), Biologig - Biologig ReadyMax (n=1), Certest (n=1), Certest - Certest Real Time PCR (n=1), DiaSorin (n=1), DiaSorin - DiaSorin Simplexa (n=1), Diagenode (n=2), Diagenode - Diagenode Real Time kit (n=2), Elisabeth Pharmacon (n=1), Elisabeth Pharmacon - Elisabeth Pharmacon EliGene (n=1), GeneProof (n=2), GeneProof - GeneProof Real Time PCR kit (n=2), Progenie Molecular (n=3), Progenie Molecular - Progenie Molecular RealCycler (n=3), QIAGEN (n=3), QIAGEN - QIAGEN Artus Real Time (n=3), Roche (n=1), Roche - Roche LightCycler (n=1), Seegene (n=3), Seegene - Seegene Real Time PCR (n=3), TIB MOLBIOL (n=3), TIB MOLBIOL - TIB MOLBIOL LightMix (n=3), Vitassay (n=1), Vitassay - Vitassay Real-Time PCR (n=1), In-House - Conventional In-House PCR (n=1)

Groups Rolled Up: Altona Diagnostics - Altona Diagnostics RealStar (n=14), Anchor Diagnostics - Anchor Diagnostics Real-Time PCR (n=6), ELITech Group - Elitech Elite Real Time kit (n=7), fast-track DIAGNOSTICS - FTD real time PCR (n=15)

Individual Report	QCMD 2019 Varicella-Zoster Virus DNA EQA Programme					
Catalogue Code: QAV034103	Ref Code: VZVDNA19	Challenge: S	Analysis Type: Qualitative	Dataset: -	Report UID: -/-/2184	Laboratory: -

QCMD © 2019. The QCMD EQA programme samples, associated reports and data generated during this programme are intended for External Quality Assessment (EQA) and Proficiency Testing (PT) purposes only. QCMD operates according to a strict Code of Practice which is in line with ISO/IEC 17043 and associated standards. Data reported in QCMD programmes is representative of a laboratory's standard diagnostic testing protocols irrespective of the technology they use. The data provided in the reports are based on technical information provided by the individual laboratories as part of the assessment process, as such it does not constitute a formal technology method comparison. All text and images produced by QCMD are the property of QCMD unless otherwise stated.

The reproduction and use of these materials is not permitted without the express written consent of QCMD. The use of the information provided in QCMD reports for commercial purposes is strictly prohibited.