


Individual Report	QCMD 2024 Central Nervous System I (Viral Meningitis and Encephalitis) EQA Programme					
	Catalogue Code: QAV174195	Ref Code: CNSI24	Challenge: S	Analysis Type: Multiple Pathogen Qualitative	Dataset: -	Report UID: 0/0/7252

NOTE: Summary information only.


Panel Composition

Sample Code	Sample Content	Matrix	Sample Relationships ^[1]	Detected / Determined ^[2]		Not Detected / Not Determined ^[2]		Not Tested ^[2]	
				(%)	(n)	(%)	(n)	(%)	(n)
CNSI24S-01	Echovirus 30	Transport Medium	-	75.9	101	7.5	10	16.5	22
CNSI24S-02	Parechovirus Type 3	Transport Medium	-	75.2	100	4.5	6	20.3	27
CNSI24S-03	Varicella-Zoster Virus (Ellen)	Transport Medium	-	88.7	118	3.8	5	7.5	10
CNSI24S-04	Negative	Transport Medium	-	97	129	3	4	N/A	0
CNSI24S-05	Herpes Simplex Virus 1	Transport Medium	-	94	125	2.3	3	3.8	5
CNSI24S-06	Varicella-Zoster Virus (9/84)	Transport Medium	-	87.2	116	5.3	7	7.5	10
CNSI24S-07	Herpes Simplex Virus 1	Transport Medium	-	91.7	122	4.5	6	3.8	5
CNSI24S-08	Herpes Simplex Virus 2	Transport Medium	-	94	125	2.3	3	3.8	5
CNSI24S-09	Parechovirus Type 1	Transport Medium	-	75.9	101	3.8	5	20.3	27
CNSI24S-10	Enterovirus A71	Transport Medium	-	72.2	96	11.3	15	16.5	22

[1] **Sample Relationships:** Indicates the relationships of the samples within this challenge. The highest titre member of dilution series DS1 is indicated by DS1_1 and further members of the series as DS1_2, DS1_3 etc. in order of reducing titre. Additional dilution series are indicated by DS2 (e.g DS2_1, DS2_2 etc.), DS3 (e.g. DS3_1, DS3_2 etc.). If one duplicate pair is present this is indicated by 'D1'. Further duplicate pairs are indicated by 'D2', 'D3' etc.

[2] **Detected / Determined; Not Detected / Not Determined; Not Tested:** The percentage (%) of datasets reported by all participants in relation to the assigned status of the panel member i.e. 'positive' or 'negative' and the expected pathogen type as defined through pre-testing and the total number of datasets (n) for each panel member.

For further details please refer to the current participant manual.

Individual Report	QCMD 2024 Central Nervous System I (Viral Meningitis and Encephalitis) EQA Programme				 QCMD <small>Quality Control for Molecular Diagnostics</small>	
Catalogue Code: QAV174195	Ref Code: CNSI24	Challenge: S	Analysis Type: Multiple Pathogen Qualitative	Dataset: -	Report UID: 0/0/7252	Laboratory

EQA Assessment Group ^[1]	N/A (Refer to My Workflow details section below)
--	---

Your Summary Results (Core Samples)

Sample Code	Expected Result ^[2]		Your Final Laboratory Reported Result ^[3]			Sample Status ^[7]	Detection Frequency ^[8]	Detection Score ^[9]
	Qualitative	Pathogen ID	Pathogen included in workflow(s) ^[4] Yes/No	Qualitative ^[5]	Reported Pathogen ID ^[6]			
CNSI24S-01	Positive	Enterovirus	-	-	-	Core	Detected	-
CNSI24S-02	Positive	Parechovirus	-	-	-	Core	Detected	-
CNSI24S-03	Positive	Varicella-zoster virus	-	-	-	Core	Frequently Detected	-
CNSI24S-04	Negative		-	-	-	Core	Negative	-
CNSI24S-05	Positive	Herpes simplex virus	-	-	-	Core	Frequently Detected	-
CNSI24S-06	Positive	Varicella-zoster virus	-	-	-	Core	Detected	-
CNSI24S-07	Positive	Herpes simplex virus	-	-	-	Core	Detected	-
CNSI24S-08	Positive	Herpes simplex virus	-	-	-	Core	Frequently Detected	-
CNSI24S-09	Positive	Parechovirus	-	-	-	Core	Detected	-
CNSI24S-10	Positive	Enterovirus	-	-	-	Core	Detected	-

[1] **EQA Assessment Group:** To aid analysis participant results are grouped according to the molecular amplification/ detection method specified within their molecular workflow for this challenge/ distribution. For further details refer to the Additional Information: Individual Panel Member Analysis section of this report.

[2] **Expected Result:** positive / negative result and the specific pathogen present within each panel member.

[3] **Your Final Laboratory Reported Result:** the final reported result which may be based on one or more workflows used to test each panel member.

[4] **Pathogen included in workflow(s):** Yes / No answer to whether the expected pathogen was tested for.

[5] **Qualitative:** The final qualitative result you reported for each sample within this EQA challenge / distribution.

[6] **Reported Pathogen ID:** The final pathogen(s) identification you reported for each sample within this EQA challenge / distribution.

[7] **Sample Status:** Sample Status: EQA samples are defined as "CORE" or "EDUCATIONAL". Core proficiency samples are reviewed by the QCMD Scientific Expert(s). This is on the basis of scientific information, clinical relevance, current literature and, where appropriate, professional clinical guidelines. Participating laboratories are expected to report core proficiency samples correctly within the EQA challenge / distribution.

[8] **Detection Frequency:** To aid qualitative analysis each panel member is assigned a frequency of detection. This is based on the peer group consensus of all qualitative results returned by participants within the EQA challenge/distribution. Note that the detection frequency is assigned using only datasets submitted using workflows including the target pathogen.

[9] **Detection Score:** Your detection scores are based on the assigned detection frequency of each panel member, where 0 is "highly satisfactory" and 3 (three) is "highly unsatisfactory"

For further details please refer to the current participant manual.

Individual Report

QCMD 2024 Central Nervous System I (Viral Meningitis and Encephalitis) EQA Programme



Catalogue Code: QAV174195	Ref Code: CNSI24	Challenge: S	Analysis Type: Multiple Pathogen Qualitative	Dataset: -	Report UID: 0/0/7252	Laboratory
-------------------------------------	----------------------------	------------------------	--	----------------------	--------------------------------	-------------------

Multiple Pathogen Programme - Qualitative Assessment of Results

Results are categorised based on the workflow used and the pathogen(s) targeted as shown in the table below.


Expected Qualitative Result	Laboratory Reported Results						Result Category	Sample Weighting				
	Positive	Negative	Not Determined	Expected pathogen(s) included in workflow(s)		Expected pathogen(s) not included in workflow(s)		Frequently Detected (>95% positive)	Detected (Between 65 and 95% positive)	Infrequently Detected (Less than 65% positive)	Negative	
				Expected pathogen(s) detected	Expected pathogen(s) not detected							
Positive	✓			✓			Expected Pathogen Reported	Detected / Determined	0	0	0	N/A
Negative		✓					No pathogen reported	Detected / Determined	N/A	N/A	N/A	0
Negative	✓						False Positive	False Positive	3	3	3	N/A
Positive	✓					✓	Reported Pathogen(s) not as expected	False Positive	3	3	3	N/A
Positive	✓						Reported Pathogen(s) not as expected	False Positive	3	3	3	N/A
Positive or Negative			✓				Result reported as not determined	Not Determined	3	2	1	N/A
Positive		✓					No pathogen reported	False Negative	3	2	1	N/A
Positive		✓				✓	Expected pathogen not tested for	Not Tested	Not Scored	Not Scored	Not Scored	N/A

My Workflow Details:

N/A

Further Programme Details

Number of Participants	138
Number of Countries	33
Number of Respondents	122
Number of Datasets Submitted	133

Individual Report	QCMD 2024 Central Nervous System I (Viral Meningitis and Encephalitis) EQA Programme					
Catalogue Code: QAV174195	Ref Code: CNSI24	Challenge: S	Analysis Type: Multiple Pathogen Qualitative	Dataset: -	Report UID: 0/0/7252	Laboratory

EQA Programme Aims

The central nervous system I (viral meningitis and encephalitis) EQA programme will focus on the molecular detection and determination of various enterovirus, parechovirus, herpes simplex virus 1/2, Varicella-Zoster virus and JC virus strains.

Feedback and Enquiries

Participants are encouraged to read the QCMD Participants' Manual, which can be downloaded from the QCMD website.

Any enquiries should be submitted through the 'Contact Us' form that you can find in the 'Help' section of your QCMD (ITEMS) Participant Profile Area.

Panel member analysis is separated into CORE samples followed by EDUCATIONAL samples.

Individual Panel Member Analysis (Core Samples)

Qualitative analysis for each panel member is provided in relation to your EQA assessment group. EQA assessment groups are established using the molecular workflow information reported by all participants within this EQA challenge / distribution.

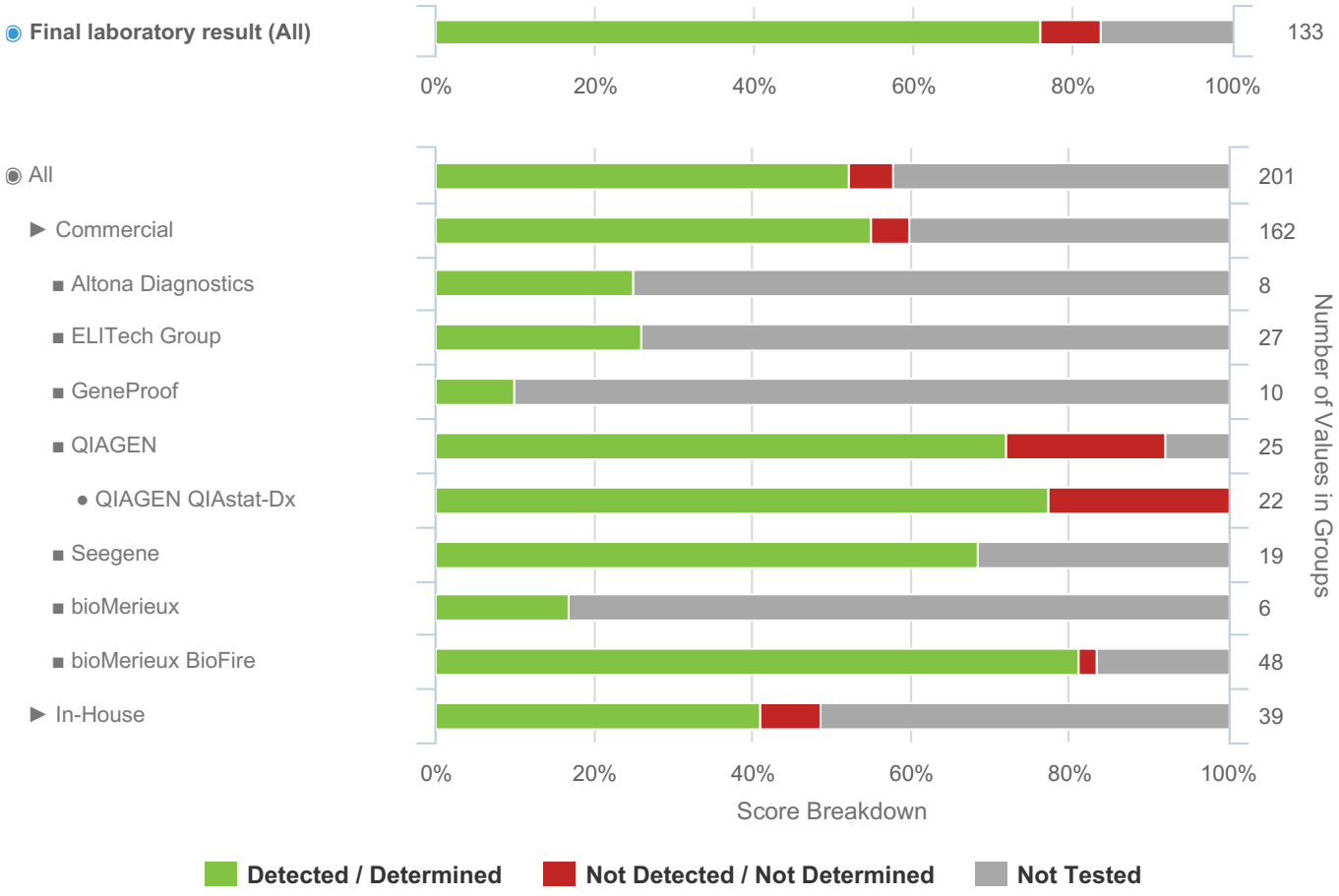
To allow meaningful assessment at the individual method level the EQA assessment group must consist of 5 or more datasets. If there are not sufficient datasets at the individual method level then your results will be included within a higher EQA assessment group based on whether it is a commercial or in house technology/method. The highest level assessment grouping is "All" participant reported qualitative results.

A breakdown of qualitative results reported for all workflows used by participants on each of the panel members within this EQA challenge / distribution is provided below. Note: participants may use multiple workflows for each sample.

The final laboratory result indicates the final reported result which may be based on one or more workflows used to test each panel member.

Catalogue Code: QAV174195	Ref Code: CNSI24	Challenge: S	Analysis Type: Multiple Pathogen Qualitative	Dataset: -	Report UID: 0/0/7252	Laboratory
------------------------------	---------------------	-----------------	---	---------------	-------------------------	------------

Sample Code	Sample Content	Matrix	Sample Relationships	Expected targets	Detected / Determined		Not Detected / Not Determined		Not Tested	
					(%)	(n)	(%)	(n)	(%)	(n)
CNSI24S-01	Echovirus 30	Transport Medium	-	Enterovirus	75.9	101	7.5	10	16.5	22



Groups below n=5: Abbott (n=2), Abbott - Abbott Alinity m (n=2), Altona Diagnostics - Altona Diagnostics AltoStar (n=4), Altona Diagnostics - Altona Diagnostics RealStar (n=4), Anatolia Geneworks (n=2), Anatolia Geneworks - Anatolia Geneworks Bosphore (n=2), AusDiagnostics (n=3), AusDiagnostics - AusDiagnostics TandemPlex (n=3), BioGX (n=1), BioGX - BioGX Sample-Ready (n=1), Cepheid (n=2), Cepheid - Cepheid Xpert kit (n=2), DiaSorin (n=2), DiaSorin - DiaSorin Simplexa (n=2), Genematrix (n=1), Genematrix - Genematrix NeoPlex kit (n=1), Illumina (n=1), Illumina - Illumina NextSeq (n=1), PathoFinder (n=1), PathoFinder - PathoFinder Real Time PCR (n=1), QIAGEN - QIAGEN Artus Real Time (n=3), Roche (n=2), Roche - Roche Cobas 4800 (n=1), Roche - Roche Cobas 5800/6800/8800 (n=1), Sacace (n=1), Sacace - Sacace Real TM (n=1), vircell (n=1), vircell - vircell Speed-oligo (n=1)

Groups Rolled Up: ELITech Group - Elitech Elite Real Time kit (n=27), GeneProof - GeneProof Real Time PCR kit (n=10), Seegene - Seegene Allplex (n=19), bioMerieux - bioMerieux R-gene Kit (n=6), bioMerieux BioFire - BioFire FilmArray ME (n=48), In-House - Real-time In-House PCR (n=39)

Individual Report

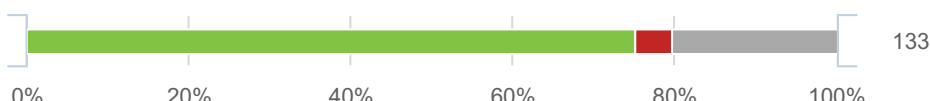
QCMD 2024 Central Nervous System I (Viral Meningitis and Encephalitis) EQA Programme



Catalogue Code: QAV174195	Ref Code: CNSI24	Challenge: S	Analysis Type: Multiple Pathogen Qualitative	Dataset: -	Report UID: 0/0/7252	Laboratory
-------------------------------------	----------------------------	------------------------	--	----------------------	--------------------------------	-------------------

Sample Code	Sample Content	Matrix	Sample Relationships	Expected targets	Detected / Determined		Not Detected / Not Determined		Not Tested	
					(%)	(n)	(%)	(n)	(%)	(n)
CNSI24S-02	Parechovirus Type 3	Transport Medium	-	Parechovirus	75.2	100	4.5	6	20.3	27

Final laboratory result (All)



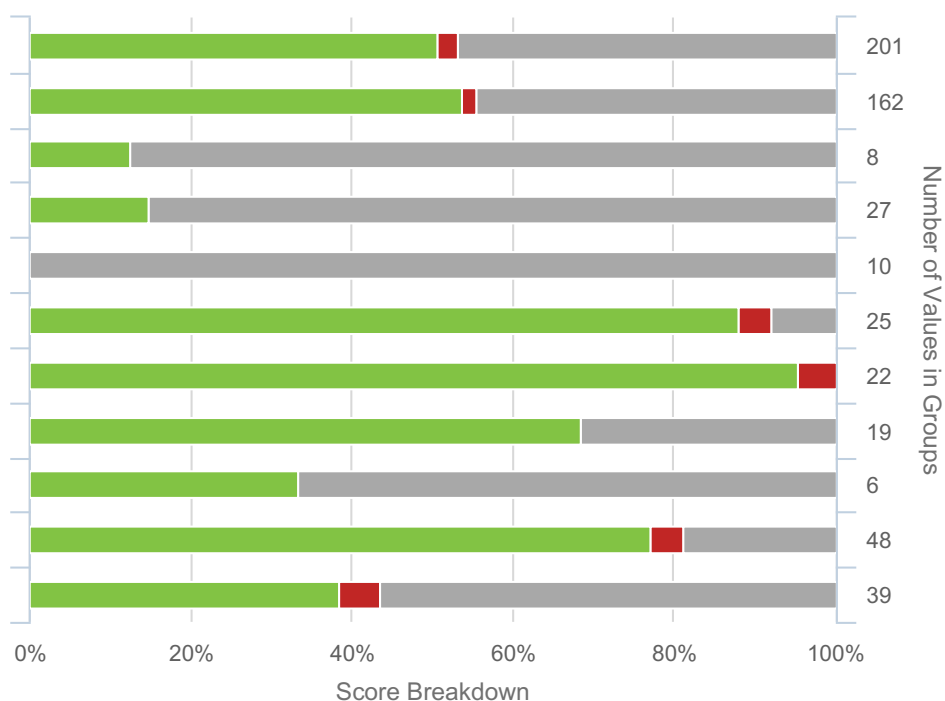
All

Commercial

- Altona Diagnostics
- ELITech Group
- GeneProof
- QIAGEN
- QIAGEN QIAstat-Dx

- Seegene
- bioMerieux
- bioMerieux BioFire

In-House



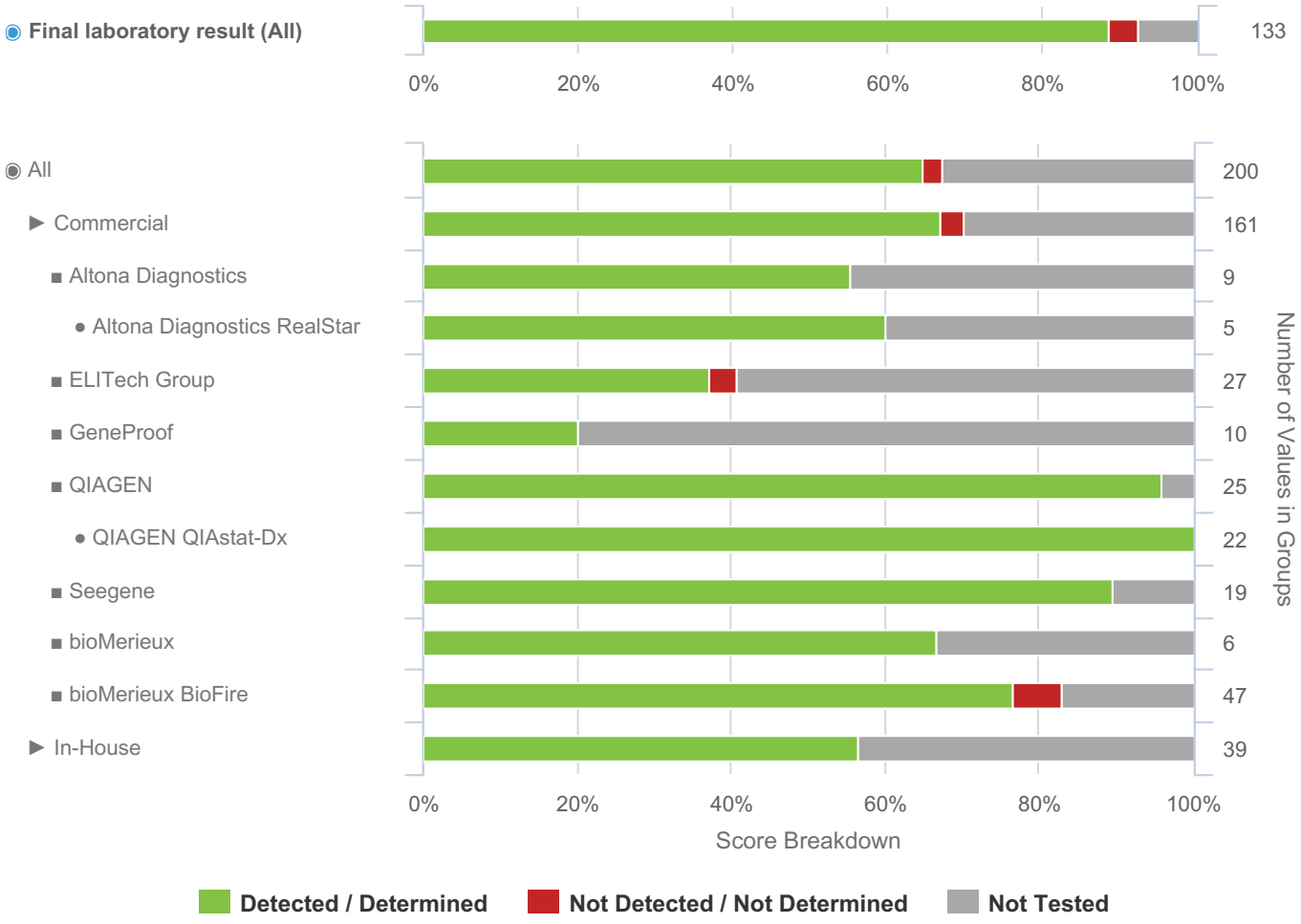
■ Detected / Determined
 ■ Not Detected / Not Determined
 ■ Not Tested

Groups below n=5: Abbott (n=2), Abbott - Abbott Alinity m (n=2), Altona Diagnostics - Altona Diagnostics AltoStar (n=4), Altona Diagnostics - Altona Diagnostics RealStar (n=4), Anatolia Geneworks (n=2), Anatolia Geneworks - Anatolia Geneworks Bosphore (n=2), AusDiagnostics (n=3), AusDiagnostics - AusDiagnostics TandemPlex (n=3), BioGX (n=1), BioGX - BioGX Sample-Ready (n=1), Cepheid (n=2), Cepheid - Cepheid Xpert kit (n=2), DiaSorin (n=2), DiaSorin - DiaSorin Simplexa (n=2), Genematrix (n=1), Genematrix - Genematrix NeoPlex kit (n=1), Illumina (n=1), Illumina - Illumina NextSeq (n=1), PathoFinder (n=1), PathoFinder - PathoFinder Real Time PCR (n=1), QIAGEN - QIAGEN Artus Real Time (n=3), Roche (n=2), Roche - Roche Cobas 4800 (n=1), Roche - Roche Cobas 5800/6800/8800 (n=1), Sacace (n=1), Sacace - Sacace Real TM (n=1), vircell (n=1), vircell - vircell Speed-oligo (n=1)

Groups Rolled Up: ELITech Group - Elitech Elite Real Time kit (n=27), GeneProof - GeneProof Real Time PCR kit (n=10), Seegene - Seegene Allplex (n=19), bioMerieux - bioMerieux R-gene Kit (n=6), bioMerieux BioFire - BioFire FilmArray ME (n=48), In-House - Real-time In-House PCR (n=39)

Catalogue Code: QAV174195	Ref Code: CNSI24	Challenge: S	Analysis Type: Multiple Pathogen Qualitative	Dataset: -	Report UID: 0/0/7252	Laboratory
------------------------------	---------------------	-----------------	---	---------------	-------------------------	------------

Sample Code	Sample Content	Matrix	Sample Relationships	Expected targets	Detected / Determined		Not Detected / Not Determined		Not Tested	
					(%)	(n)	(%)	(n)	(%)	(n)
CNSI24S-03	Varicella-Zoster Virus (Ellen)	Transport Medium	-	Varicella-zoster virus	88.7	118	3.8	5	7.5	10



Groups below n=5: Abbott (n=2), Abbott - Abbott Alinity m (n=2), Altona Diagnostics - Altona Diagnostics AltoStar (n=4), Anatolia Geneworks (n=1), Anatolia Geneworks - Anatolia Geneworks Bosphore (n=1), AusDiagnostics (n=3), AusDiagnostics - AusDiagnostics TandemPlex (n=3), BioGX (n=1), BioGX - BioGX Sample-Ready (n=1), Cepheid (n=2), Cepheid - Cepheid Xpert kit (n=2), DiaSorin (n=2), DiaSorin - DiaSorin Simplexa (n=2), Genematrix (n=1), Genematrix - Genematrix NeoPlex kit (n=1), Illumina (n=1), Illumina - Illumina NextSeq (n=1), PathoFinder (n=1), PathoFinder - PathoFinder Real Time PCR (n=1), QIAGEN - QIAGEN Artus Real Time (n=3), Roche (n=2), Roche - Roche Cobas 4800 (n=1), Roche - Roche Cobas 5800/6800/8800 (n=1), Sacace (n=1), Sacace - Sacace Real TM (n=1), vircell (n=1), vircell - vircell Speed-oligo (n=1)

Groups Rolled Up: ELITech Group - Elitech Elite Real Time kit (n=27), GeneProof - GeneProof Real Time PCR kit (n=10), Seegene - Seegene Allplex (n=19), bioMerieux - bioMerieux R-gene Kit (n=6), bioMerieux BioFire - BioFire FilmArray ME (n=47), In-House - Real-time In-House PCR (n=39)

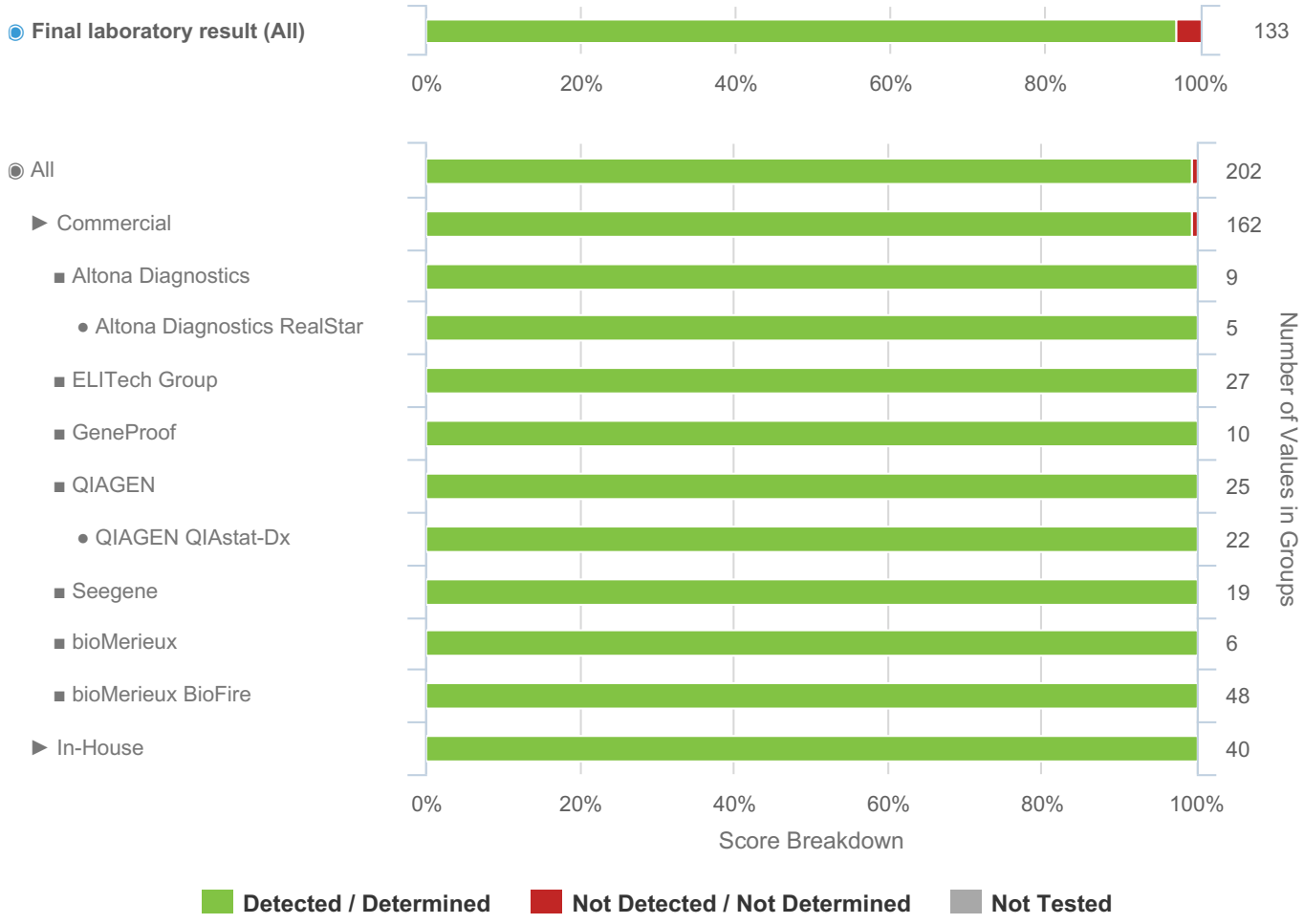
Individual Report

QCMD 2024 Central Nervous System I (Viral Meningitis and Encephalitis) EQA Programme



Catalogue Code: QAV174195	Ref Code: CNSI24	Challenge: S	Analysis Type: Multiple Pathogen Qualitative	Dataset: -	Report UID: 0/0/7252	Laboratory
-------------------------------------	----------------------------	------------------------	--	----------------------	--------------------------------	-------------------

Sample Code	Sample Content	Matrix	Sample Relationships	Expected targets	Detected / Determined		Not Detected / Not Determined		Not Tested	
					(%)	(n)	(%)	(n)	(%)	(n)
CNSI24S-04	Negative	Transport Medium	-		97	129	3	4	N/A	0



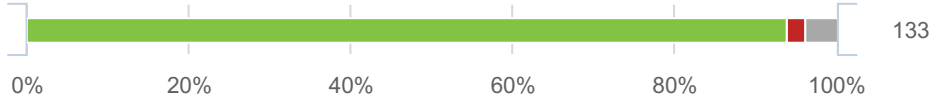
Groups below n=5: Abbott (n=2), Abbott - Abbott Alinity m (n=2), Altona Diagnostics - Altona Diagnostics AltoStar (n=4), Anatolia Geneworks (n=1), Anatolia Geneworks - Anatolia Geneworks Bosphore (n=1), AusDiagnostics (n=3), AusDiagnostics - AusDiagnostics TandemPlex (n=3), BioGX (n=1), BioGX - BioGX Sample-Ready (n=1), Cepheid (n=2), Cepheid - Cepheid Xpert kit (n=2), DiaSorin (n=2), DiaSorin - DiaSorin Simplexa (n=2), Genematrix (n=1), Genematrix - Genematrix NeoPlex kit (n=1), Illumina (n=1), Illumina - Illumina NextSeq (n=1), PathoFinder (n=1), PathoFinder - PathoFinder Real Time PCR (n=1), QIAGEN - QIAGEN Artus Real Time (n=3), Roche (n=2), Roche - Roche Cobas 4800 (n=1), Roche - Roche Cobas 5800/6800/8800 (n=1), Sacace (n=1), Sacace - Sacace Real TM (n=1), vircell (n=1), vircell - vircell Speed-oligo (n=1)

Groups Rolled Up: ELITech Group - Elitech Elite Real Time kit (n=27), GeneProof - GeneProof Real Time PCR kit (n=10), Seegene - Seegene Allplex (n=19), bioMerieux - bioMerieux R-gene Kit (n=6), bioMerieux BioFire - BioFire FilmArray ME (n=48), In-House - Real-time In-House PCR (n=40)

Catalogue Code: QAV174195	Ref Code: CNSI24	Challenge: S	Analysis Type: Multiple Pathogen Qualitative	Dataset: -	Report UID: 0/0/7252	Laboratory
------------------------------	---------------------	-----------------	---	---------------	-------------------------	------------

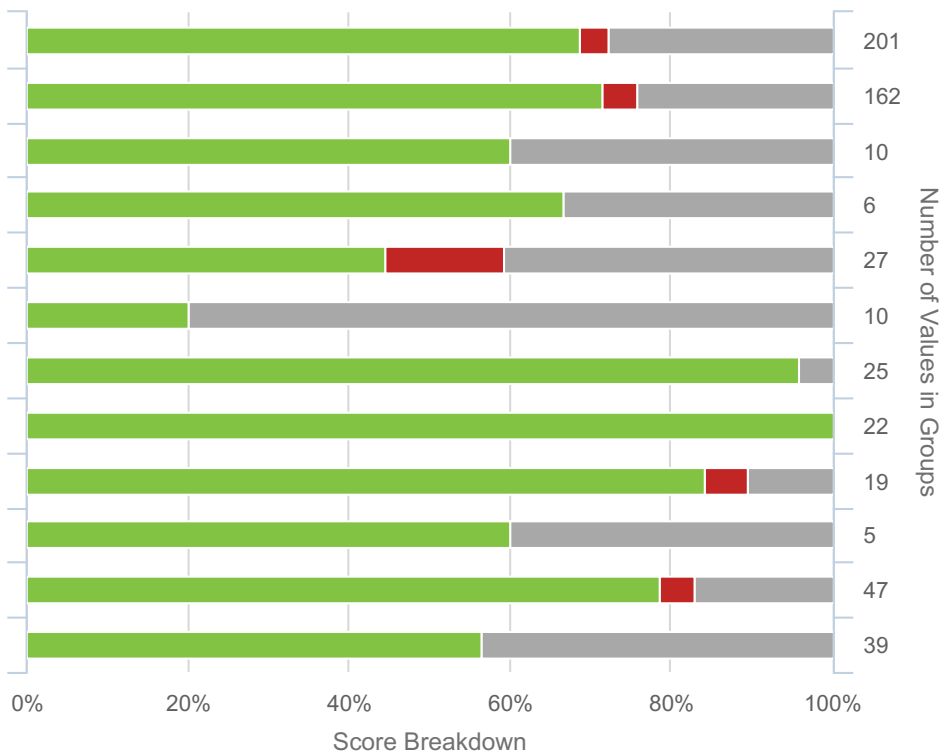
Sample Code	Sample Content	Matrix	Sample Relationships	Expected targets	Detected / Determined		Not Detected / Not Determined		Not Tested	
					(%)	(n)	(%)	(n)	(%)	(n)
CNSI24S-05	Herpes Simplex Virus 1	Transport Medium	-	Herpes simplex virus	94	125	2.3	3	3.8	5

Final laboratory result (All)



All

- ▶ Commercial
- Altona Diagnostics
 - Altona Diagnostics RealStar
- ELITech Group
- GeneProof
- QIAGEN
 - QIAGEN QIAstat-Dx
- Seegene
- bioMerieux
- bioMerieux BioFire
- ▶ In-House



■ Detected / Determined
 ■ Not Detected / Not Determined
 ■ Not Tested

Groups below n=5: Abbott (n=2), Abbott - Abbott Alinity m (n=2), Altona Diagnostics - Altona Diagnostics AltoStar (n=4), Anatolia Geneworks (n=1), Anatolia Geneworks - Anatolia Geneworks Bosphore (n=1), AusDiagnostics (n=3), AusDiagnostics - AusDiagnostics TandemPlex (n=3), BioGX (n=1), BioGX - BioGX Sample-Ready (n=1), Cepheid (n=2), Cepheid - Cepheid Xpert kit (n=2), DiaSorin (n=3), DiaSorin - DiaSorin Simplexa (n=3), Genematrix (n=1), Genematrix - Genematrix NeoPlex kit (n=1), Illumina (n=1), Illumina - Illumina NextSeq (n=1), PathoFinder (n=1), PathoFinder - PathoFinder Real Time PCR (n=1), QIAGEN - QIAGEN Artus Real Time (n=3), Roche (n=2), Roche - Roche Cobas 4800 (n=1), Roche - Roche Cobas 5800/6800/8800 (n=1), Sacace (n=1), Sacace - Sacace Real TM (n=1), vircell (n=1), vircell - vircell Speed-oligo (n=1)

Groups Rolled Up: ELITech Group - Elitech Elite Real Time kit (n=27), GeneProof - GeneProof Real Time PCR kit (n=10), Seegene - Seegene Allplex (n=19), bioMerieux - bioMerieux R-gene Kit (n=5), bioMerieux BioFire - BioFire FilmArray ME (n=47), In-House - Real-time In-House PCR (n=39)

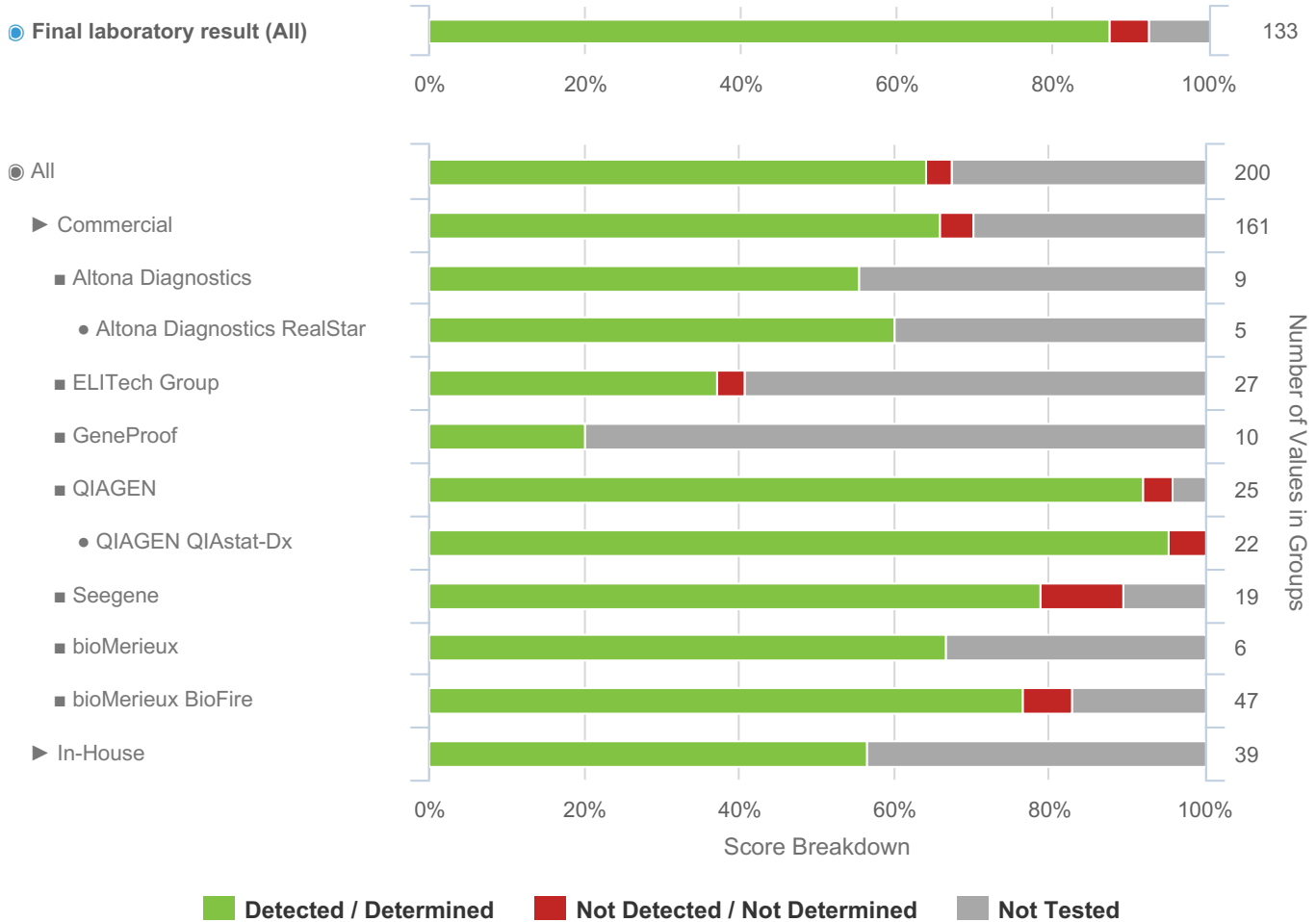
Individual Report

QCMD 2024 Central Nervous System I (Viral Meningitis and Encephalitis) EQA Programme



Catalogue Code: QAV174195	Ref Code: CNSI24	Challenge: S	Analysis Type: Multiple Pathogen Qualitative	Dataset: -	Report UID: 0/0/7252	Laboratory
-------------------------------------	----------------------------	------------------------	--	----------------------	--------------------------------	-------------------

Sample Code	Sample Content	Matrix	Sample Relationships	Expected targets	Detected / Determined		Not Detected / Not Determined		Not Tested	
					(%)	(n)	(%)	(n)	(%)	(n)
CNSI24S-06	Varicella-Zoster Virus (9/84)	Transport Medium	-	Varicella-zoster virus	87.2	116	5.3	7	7.5	10



Groups below n=5: Abbott (n=2), Abbott - Abbott Alinity m (n=2), Altona Diagnostics - Altona Diagnostics AltoStar (n=4), Anatolia Geneworks (n=1), Anatolia Geneworks - Anatolia Geneworks Bosphore (n=1), AusDiagnostics (n=3), AusDiagnostics - AusDiagnostics TandemPlex (n=3), BioGX (n=1), BioGX - BioGX Sample-Ready (n=1), Cepheid (n=2), Cepheid - Cepheid Xpert kit (n=2), DiaSorin (n=2), DiaSorin - DiaSorin Simplexa (n=2), Genematrix (n=1), Genematrix - Genematrix NeoPlex kit (n=1), Illumina (n=1), Illumina - Illumina NextSeq (n=1), PathoFinder (n=1), PathoFinder - PathoFinder Real Time PCR (n=1), QIAGEN - QIAGEN Artus Real Time (n=3), Roche (n=2), Roche - Roche Cobas 4800 (n=1), Roche - Roche Cobas 5800/6800/8800 (n=1), Sacace (n=1), Sacace - Sacace Real TM (n=1), vircell (n=1), vircell - vircell Speed-oligo (n=1)

Groups Rolled Up: ELITech Group - Elitech Elite Real Time kit (n=27), GeneProof - GeneProof Real Time PCR kit (n=10), Seegene - Seegene Allplex (n=19), bioMerieux - bioMerieux R-gene Kit (n=6), bioMerieux BioFire - BioFire FilmArray ME (n=47), In-House - Real-time In-House PCR (n=39)

Individual Report

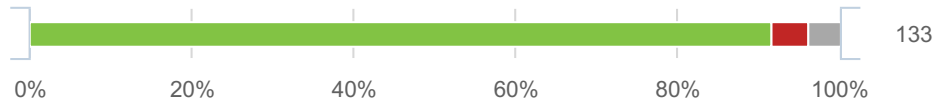
QCMD 2024 Central Nervous System I (Viral Meningitis and Encephalitis) EQA Programme



Catalogue Code: QAV174195	Ref Code: CNSI24	Challenge: S	Analysis Type: Multiple Pathogen Qualitative	Dataset: -	Report UID: 0/0/7252	Laboratory
-------------------------------------	----------------------------	------------------------	--	----------------------	--------------------------------	-------------------

Sample Code	Sample Content	Matrix	Sample Relationships	Expected targets	Detected / Determined		Not Detected / Not Determined		Not Tested	
					(%)	(n)	(%)	(n)	(%)	(n)
CNSI24S-07	Herpes Simplex Virus 1	Transport Medium	-	Herpes simplex virus	91.7	122	4.5	6	3.8	5

Final laboratory result (All)



All

Commercial

Altona Diagnostics

Altona Diagnostics RealStar

ELITech Group

GeneProof

QIAGEN

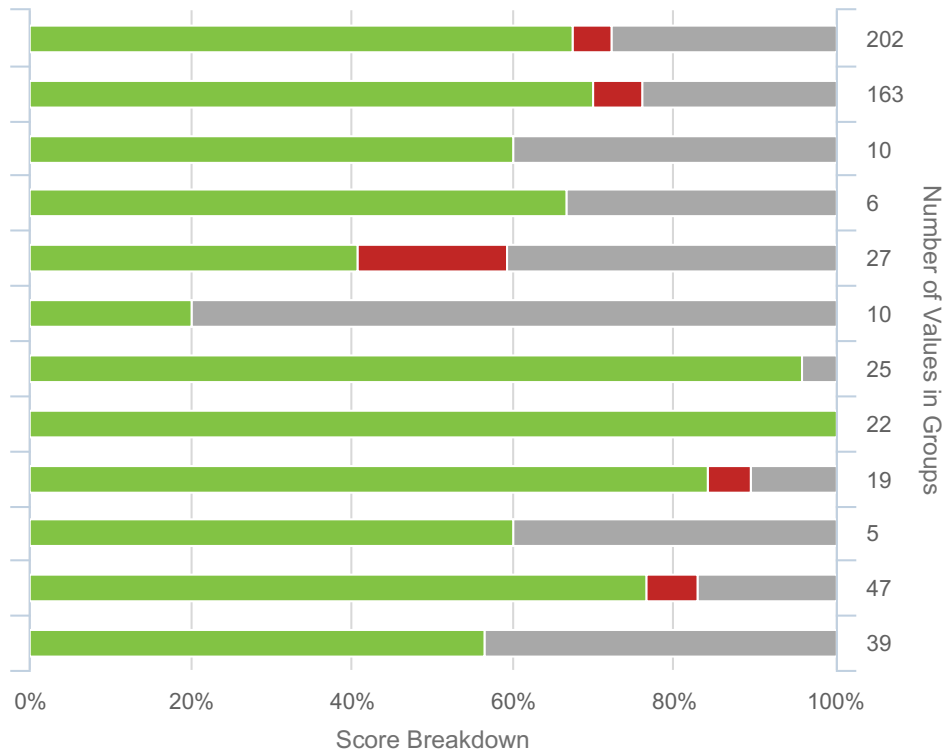
QIAGEN QIAstat-Dx

Seegene

bioMerieux

bioMerieux BioFire

In-House



■ Detected / Determined
 ■ Not Detected / Not Determined
 ■ Not Tested

Groups below n=5: Abbott (n=2), Abbott - Abbott Alinity m (n=2), Altona Diagnostics - Altona Diagnostics AltoStar (n=4), Anatolia Geneworks (n=1), Anatolia Geneworks - Anatolia Geneworks Bosphore (n=1), AusDiagnostics (n=3), AusDiagnostics - AusDiagnostics TandemPlex (n=3), BioGX (n=1), BioGX - BioGX Sample-Ready (n=1), Cepheid (n=2), Cepheid - Cepheid Xpert kit (n=2), DiaSorin (n=3), DiaSorin - DiaSorin Simplexa (n=3), Genematrix (n=1), Genematrix - Genematrix NeoPlex kit (n=1), Illumina (n=1), Illumina - Illumina NextSeq (n=1), PathoFinder (n=1), PathoFinder - PathoFinder Real Time PCR (n=1), PrimerDesign (n=1), PrimerDesign - PrimerDesign Genesig (n=1), QIAGEN - QIAGEN Artus Real Time (n=3), Roche (n=2), Roche - Roche Cobas 4800 (n=1), Roche - Roche Cobas 5800/6800/8800 (n=1), Sacace (n=1), Sacace - Sacace Real TM (n=1), vircell (n=1), vircell - vircell Speed-oligo (n=1)

Groups Rolled Up: ELITech Group - Elitech Elite Real Time kit (n=27), GeneProof - GeneProof Real Time PCR kit (n=10), Seegene - Seegene Allplex (n=19), bioMerieux - bioMerieux R-gene Kit (n=5), bioMerieux BioFire - BioFire FilmArray ME (n=47), In-House - Real-time In-House PCR (n=39)

Individual Report

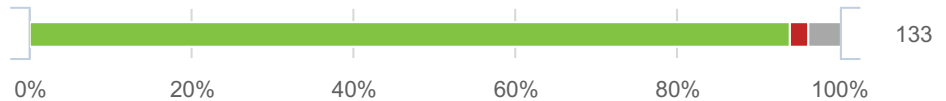
QCMD 2024 Central Nervous System I (Viral Meningitis and Encephalitis) EQA Programme



Catalogue Code: QAV174195	Ref Code: CNSI24	Challenge: S	Analysis Type: Multiple Pathogen Qualitative	Dataset: -	Report UID: 0/0/7252	Laboratory
-------------------------------------	----------------------------	------------------------	--	----------------------	--------------------------------	-------------------

Sample Code	Sample Content	Matrix	Sample Relationships	Expected targets	Detected / Determined		Not Detected / Not Determined		Not Tested	
					(%)	(n)	(%)	(n)	(%)	(n)
CNSI24S-08	Herpes Simplex Virus 2	Transport Medium	-	Herpes simplex virus	94	125	2.3	3	3.8	5

Final laboratory result (All)



All

Commercial

Altona Diagnostics

Altona Diagnostics RealStar

ELITech Group

GeneProof

QIAGEN

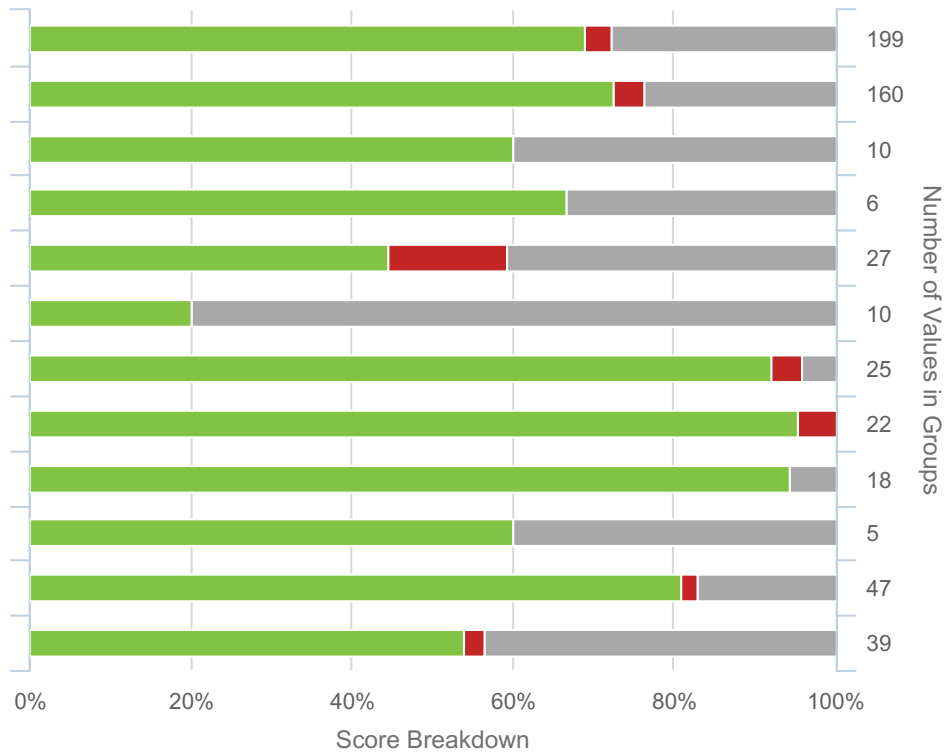
QIAGEN QIAstat-Dx

Seegene

bioMerieux

bioMerieux BioFire

In-House



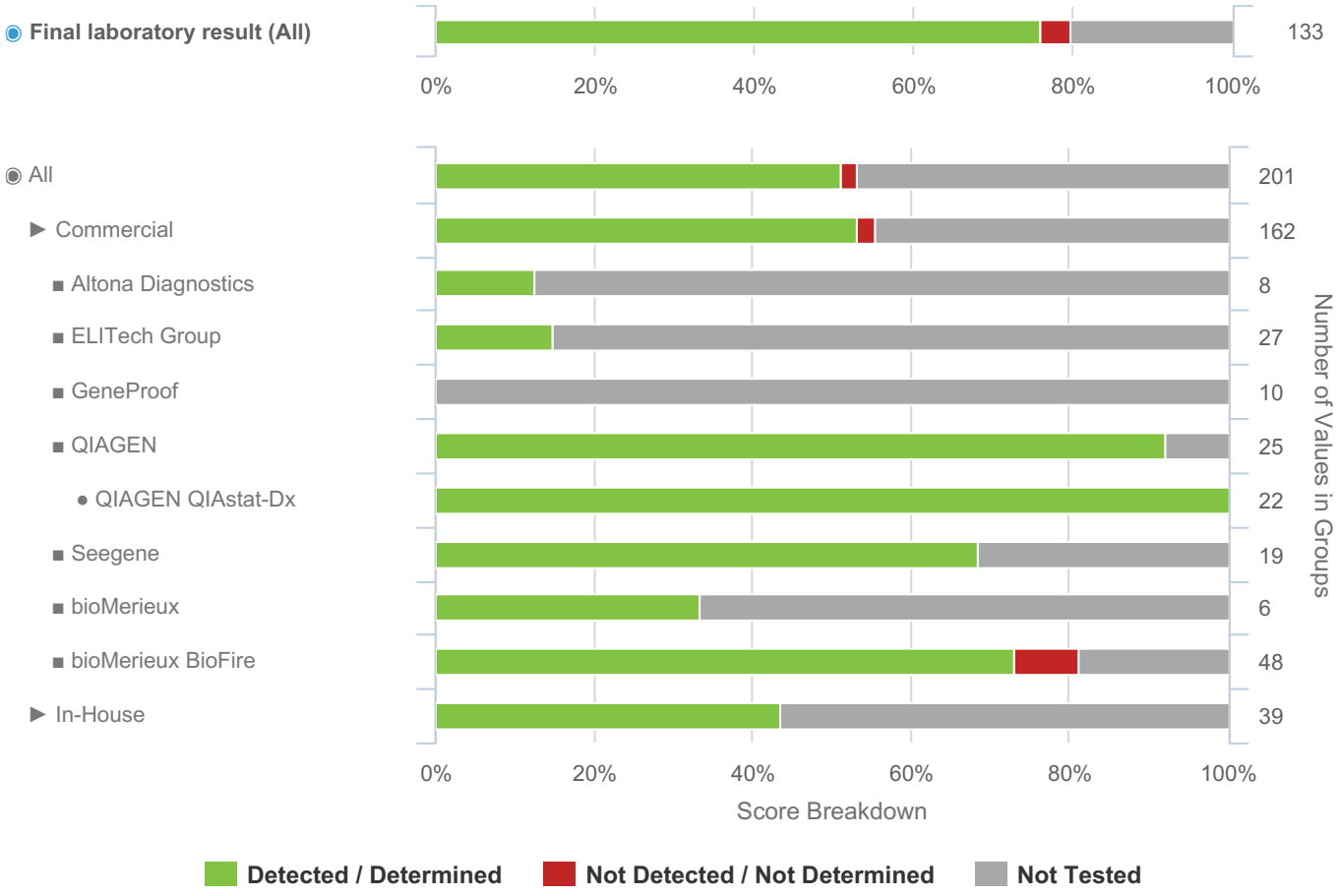
■ Detected / Determined
 ■ Not Detected / Not Determined
 ■ Not Tested

Groups below n=5: Abbott (n=2), Abbott - Abbott Alinity m (n=2), Altona Diagnostics - Altona Diagnostics AltoStar (n=4), Anatolia Geneworks (n=1), Anatolia Geneworks - Anatolia Geneworks Bosphore (n=1), AusDiagnostics (n=3), AusDiagnostics - AusDiagnostics TandemPlex (n=3), BioGX (n=1), BioGX - BioGX Sample-Ready (n=1), Cepheid (n=2), Cepheid - Cepheid Xpert kit (n=2), DiaSorin (n=2), DiaSorin - DiaSorin Simplexa (n=2), Genematrix (n=1), Genematrix - Genematrix NeoPlex kit (n=1), Illumina (n=1), Illumina - Illumina NextSeq (n=1), PathoFinder (n=1), PathoFinder - PathoFinder Real Time PCR (n=1), QIAGEN - QIAGEN Artus Real Time (n=3), Roche (n=2), Roche - Roche Cobas 4800 (n=1), Roche - Roche Cobas 5800/6800/8800 (n=1), Sacace (n=1), Sacace - Sacace Real TM (n=1), vircell (n=1), vircell - vircell Speed-oligo (n=1)

Groups Rolled Up: ELITech Group - Elitech Elite Real Time kit (n=27), GeneProof - GeneProof Real Time PCR kit (n=10), Seegene - Seegene Allplex (n=18), bioMerieux - bioMerieux R-gene Kit (n=5), bioMerieux BioFire - BioFire FilmArray ME (n=47), In-House - Real-time In-House PCR (n=39)

Catalogue Code: QAV174195	Ref Code: CNSI24	Challenge: S	Analysis Type: Multiple Pathogen Qualitative	Dataset: -	Report UID: 0/0/7252	Laboratory
------------------------------	---------------------	-----------------	---	---------------	-------------------------	------------

Sample Code	Sample Content	Matrix	Sample Relationships	Expected targets	Detected / Determined		Not Detected / Not Determined		Not Tested	
					(%)	(n)	(%)	(n)	(%)	(n)
CNSI24S-09	Parechovirus Type 1	Transport Medium	-	Parechovirus	75.9	101	3.8	5	20.3	27

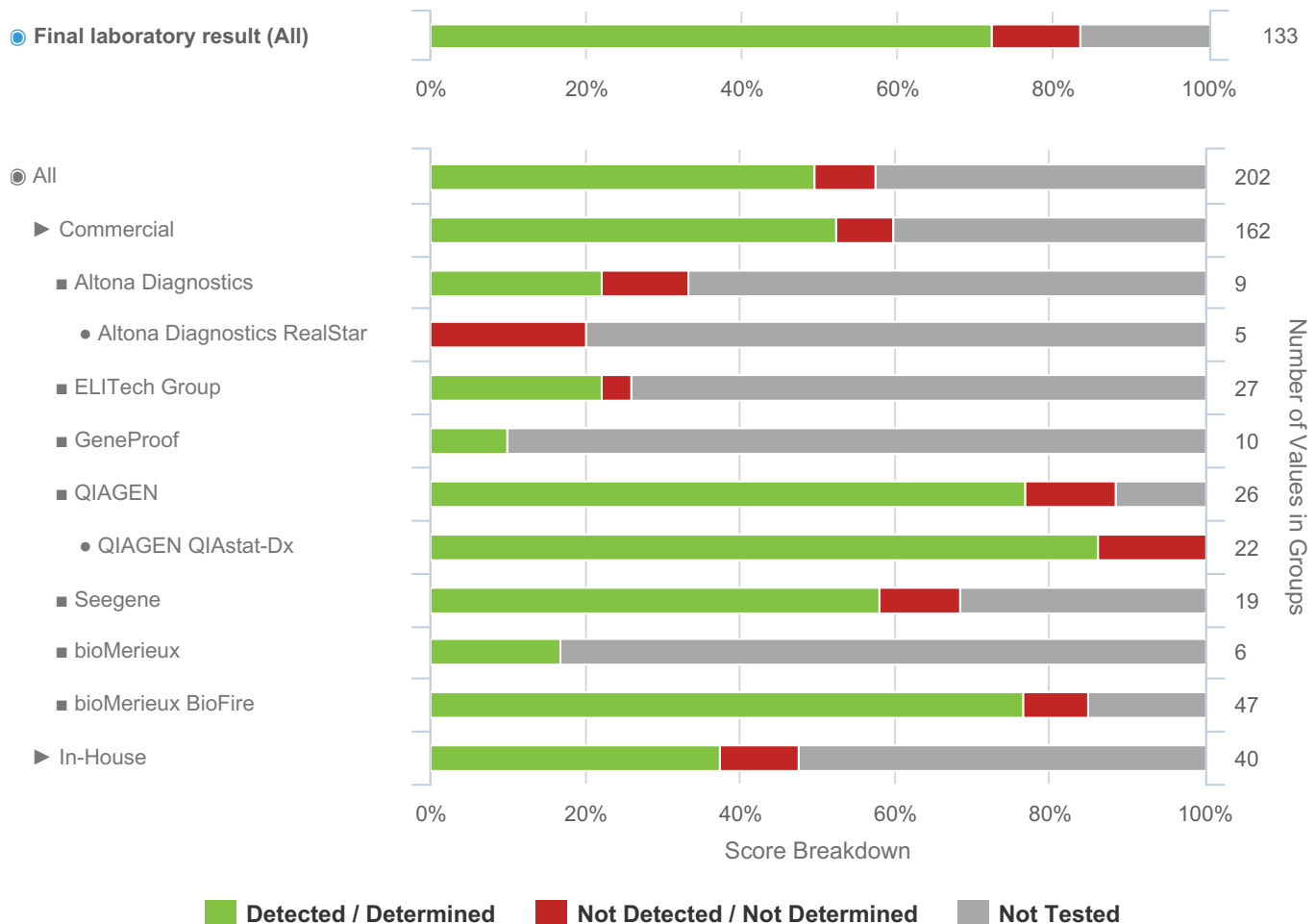


Groups below n=5: Abbott (n=2), Abbott - Abbott Alinity m (n=2), Altona Diagnostics - Altona Diagnostics AltoStar (n=4), Altona Diagnostics - Altona Diagnostics RealStar (n=4), Anatolia Geneworks (n=2), Anatolia Geneworks - Anatolia Geneworks Bosphore (n=2), AusDiagnostics (n=3), AusDiagnostics - AusDiagnostics TandemPlex (n=3), BioGX (n=1), BioGX - BioGX Sample-Ready (n=1), Cepheid (n=2), Cepheid - Cepheid Xpert kit (n=2), DiaSorin (n=2), DiaSorin - DiaSorin Simplexa (n=2), Genematrix (n=1), Genematrix - Genematrix NeoPlex kit (n=1), Illumina (n=1), Illumina - Illumina NextSeq (n=1), PathoFinder (n=1), PathoFinder - PathoFinder Real Time PCR (n=1), QIAGEN - QIAGEN Artus Real Time (n=3), Roche (n=2), Roche - Roche Cobas 4800 (n=1), Roche - Roche Cobas 5800/6800/8800 (n=1), Sacace (n=1), Sacace - Sacace Real TM (n=1), vircell (n=1), vircell - vircell Speed-oligo (n=1)

Groups Rolled Up: ELITech Group - Elitech Elite Real Time kit (n=27), GeneProof - GeneProof Real Time PCR kit (n=10), Seegene - Seegene Allplex (n=19), bioMerieux - bioMerieux R-gene Kit (n=6), bioMerieux BioFire - BioFire FilmArray ME (n=48), In-House - Real-time In-House PCR (n=39)


Catalogue Code: QAV174195	Ref Code: CNSI24	Challenge: S	Analysis Type: Multiple Pathogen Qualitative	Dataset: -	Report UID: 0/0/7252	Laboratory
-------------------------------------	----------------------------	------------------------	--	----------------------	--------------------------------	-------------------

Sample Code	Sample Content	Matrix	Sample Relationships	Expected targets	Detected / Determined		Not Detected / Not Determined		Not Tested	
					(%)	(n)	(%)	(n)	(%)	(n)
CNSI24S-10	Enterovirus A71	Transport Medium	-	Enterovirus	72.2	96	11.3	15	16.5	22



Groups below n=5: Abbott (n=2), Abbott - Abbott Alinity m (n=2), Altona Diagnostics - Altona Diagnostics AltoStar (n=4), Anatolia Geneworks (n=1), Anatolia Geneworks - Anatolia Geneworks Bosphore (n=1), AusDiagnostics (n=3), AusDiagnostics - AusDiagnostics TandemPlex (n=3), BioGX (n=1), BioGX - BioGX Sample-Ready (n=1), Cepheid (n=2), Cepheid - Cepheid Xpert kit (n=2), DiaSorin (n=2), DiaSorin - DiaSorin Simplexa (n=2), Genematrix (n=1), Genematrix - Genematrix NeoPlex kit (n=1), Illumina (n=1), Illumina - Illumina NextSeq (n=1), PathoFinder (n=1), PathoFinder - PathoFinder Real Time PCR (n=1), QIAGEN - QIAGEN Artus Real Time (n=4), Roche (n=2), Roche - Roche Cobas 4800 (n=1), Roche - Roche Cobas 5800/6800/8800 (n=1), Sacace (n=1), Sacace - Sacace Real TM (n=1), vircell (n=1), vircell - vircell Speed-oligo (n=1)

Groups Rolled Up: ELITech Group - Elitech Elite Real Time kit (n=27), GeneProof - GeneProof Real Time PCR kit (n=10), Seegene - Seegene Allplex (n=19), bioMerieux - bioMerieux R-gene Kit (n=6), bioMerieux BioFire - BioFire FilmArray ME (n=47), In-House - Real-time In-House PCR (n=40)

Individual Report	QCMD 2024 Central Nervous System I (Viral Meningitis and Encephalitis) EQA Programme					
Catalogue Code: QAV174195	Ref Code: CNSI24	Challenge: S	Analysis Type: Multiple Pathogen Qualitative	Dataset: -	Report UID: 0/0/7252	Laboratory

QCMD © 2024. The QCMD EQA programme samples, associated reports and data generated during this programme are intended for External Quality Assessment (EQA) and Proficiency Testing (PT) purposes only. QCMD operates according to a strict Code of Practice which is in line with ISO/IEC 17043 and associated standards. Data reported in QCMD programmes is representative of a laboratory's standard diagnostic testing protocols irrespective of the technology they use. The data provided in the reports are based on technical information provided by the individual laboratories as part of the assessment process, as such it does not constitute a formal technology method comparison. All text and images produced by QCMD are the property of QCMD unless otherwise stated. The reproduction and use of these materials is not permitted without the express written consent of QCMD. The use of the information provided in QCMD reports for commercial purposes is strictly prohibited.