

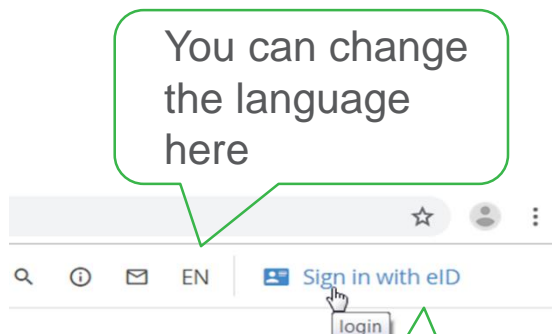
QUALITY INDICATORS REPORTS IN HEALTHSTAT




1. LOGIN/ GET ACCESS

Healthdata reporting: HealthStat

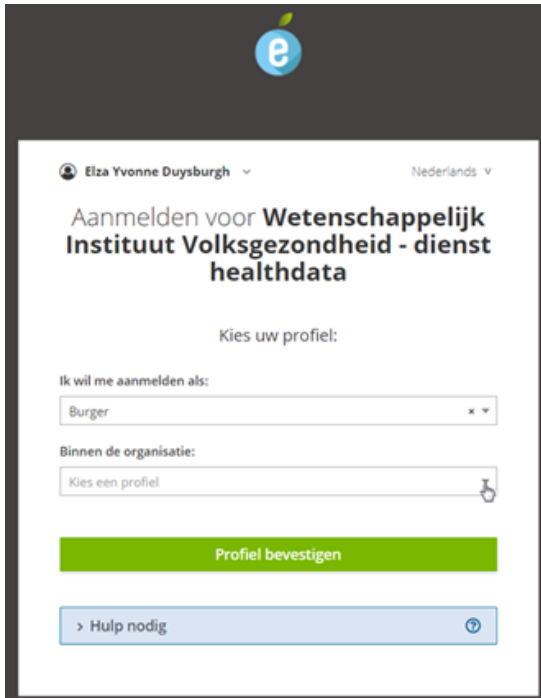
1. <https://www.healthstat.be/> (use other browser than Internet Explorer; e.g. Google Chrome or Firefox)
2. Authentication via eHealth with identity card



1. Click on 'login with eID' to login



Authentication – Authorisation: HealthStat



Elza Yvonne Duysburgh Nederlands

Aanmelden voor **Wetenschappelijk Instituut Volksgezondheid - dienst healthdata**

Kies uw profiel:

Ik wil me aanmelden als:
Burger

Binnen de organisatie:
Kies een profiel

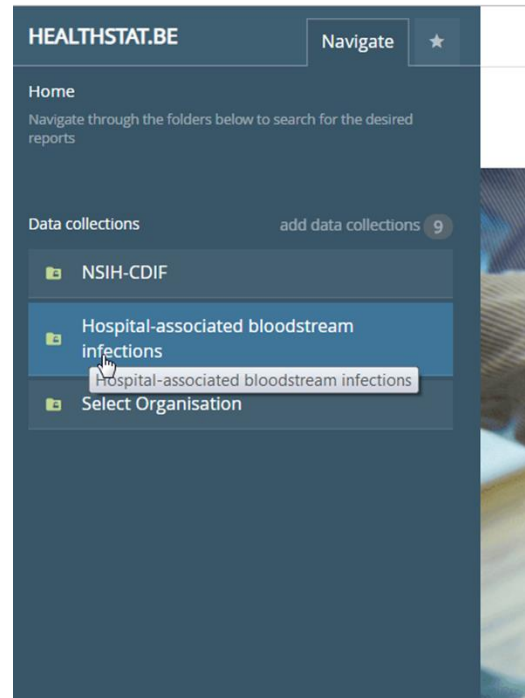
Profiel bevestigen

> Hulp nodig

3. Select 'burger' and your organisation and click on 'confirm profile'

sciensano

HealthStat



HEALTHSTAT.BE

Home

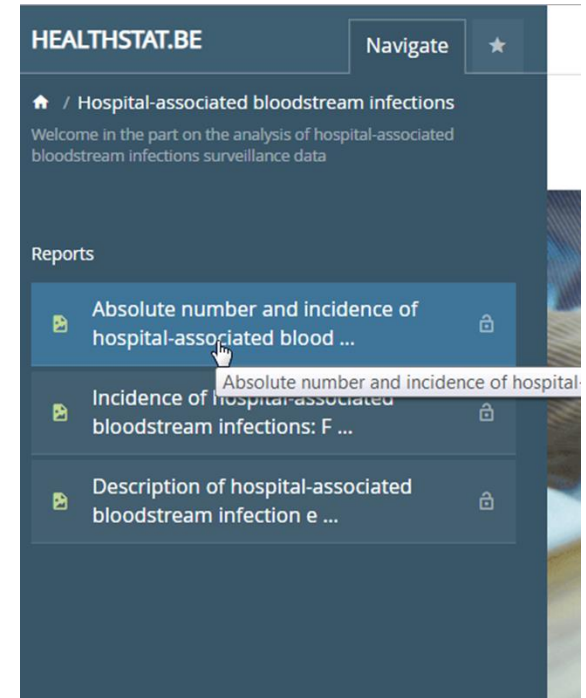
Navigate through the folders below to search for the desired reports

Data collections add data collections 9

- NSIH-CDIF
- Hospital-associated bloodstream infections
- Select Organisation

4. Data collections you have access to for the organisation you selected

5. Click on the data collection to see the available reports



HEALTHSTAT.BE

Hospital-associated bloodstream infections

Welcome in the part on the analysis of hospital-associated bloodstream infections surveillance data

Reports

- Absolute number and incidence of hospital-associated blood ...
- Incidence of hospital-associated bloodstream infections: F ...
- Description of hospital-associated bloodstream infection e ...

6. Click on the report you like to see

.be

HealthStat troubleshooting

You cannot choose the organization (screen number 3.)

- You have to connect as civilian, not physician
- The 'Verantwoordelijke Toegang Entiteit (VTE)/Responsable Accès Entité (RAE)' has to declare you in eHealth as part of the organisation
- Contact the 'VTE/RAI' of the organisation.

You do not see the data collection you should have access to (screen number 4.)

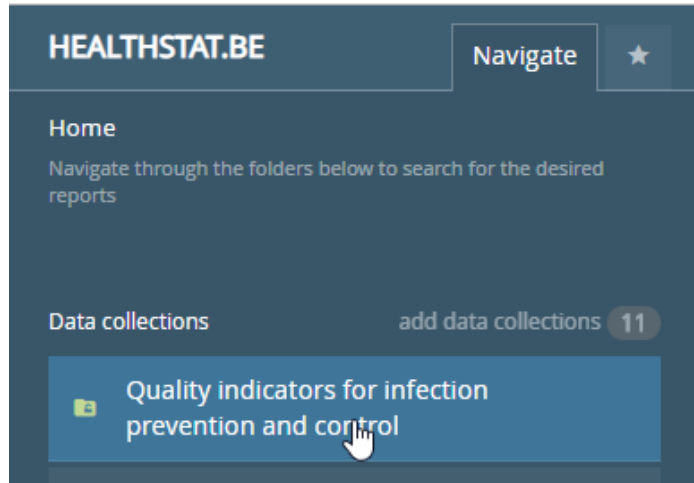
- The VTE/RAE has to declare you in healthstat as someone who has access to the data collection for the chosen organisation
 1. Contact the VTE/RAI of the organisation
 2. Contact support.healthdata@sciensano.be

You do not see the reports within the data collection

- The report for the quality indicators will not be available in Healthstat before 2 December 2019
- Contact support.healthdata@sciensano.be

2. QUALITY INDICATOR REPORTS

Select data collection and report



1. Click on the data collection to see the available reports
For the quality indicators: 'Quality indicators for infection prevention and control'



2. Click on the report you like to see
For quality indicators: 'Individualised quality report for infection prevention and control'

Select parameters

3. Select the year(s) you want to see in your report. You can add multiple years by clicking on them.

Select parameters

Year(s) *

- 2018
- 2017
- 2016
- 2015
- 2013

4. Select the indicator group(s) you want to see in your report. You can add multiple groups by clicking on them.

Select parameters

Year(s) *

2013 x 2015 x 2016 x 2017 x 2018 x

Category *


- Organisation Indicators
- Indicators Means
- Indicators Activities
- Process Indicators
- Absolute Numbers

Download/printing the report

Quality indicators for infection prevention and control in the hospital

Organisation Indicators	2013	2015	2016	2017	2018	NR_2013	NR_2015	NR_2016	NR_2017	NR_2018
Presence of a general long-term strategic plan (3-5 years) for healthcare-associated infection prevention and control (IPC) - approved by the infection control committee.	Yes	Yes	Yes	Yes	Yes	79	97	100	99	98
This general strategic plan for IPC is integrated in the hospital's strategic plan.	No	No	No	No	No	39	70	79	86	82
Number of meetings of the infection control committee >= 4 per year.	Yes	Yes	Yes	Yes	Yes	93	100	98	100	98
A detailed action plan for IPC is present and approved by the IPC committee.	Yes	Yes	Yes	Yes	Yes	87	97	99	100	98
An annual report on IPC activities was developed by the infection control team and approved by the infection control committee.	Yes	Yes	Yes	Yes	Yes	87	100	99	100	100
The infection control nurse(s) is/are part of the nursing middle management*.	Yes	Yes	Yes	No	No	88	94	95	92	94
Total Organization	5/6	5/6	5/6	4/10	4/10
National median	5/6	6/6	6/6	10/10	10/10

* Since 2017 all infection control nurses must be part of the nursing middle management. Before 2017 (2013,2015 and 2016) only one infection control nurse must be part of the nursing middle management.



To download the report in html. If needed you can copy the report here and past it in Word for example.

To print the report. Please choose landscape to print

To maximize the report

! You can only print/download each indicator group separately. If you want to print/download all results, you need do redo this step for each indicator group individually.

Contact

Sara Dequeker • Sara.Dequeker@sciensano.be • +32 2 642 52 34

Support Healthdata • support.healthdata@sciensano.be • +32 2 793 01 42